



Model 644 Prior to S/N 9662906
Model 646 Prior to S/N 9663323
Compact Wheel Loaders

Parts Catalog 1259

casecoltingersoll.com

J I Case
A Tenneco Company



MODEL 644 PRIOR TO S/N9662906
MODEL 646 PRIOR TO S/N9663323
COMPACT WHEEL LOADERS

PRICE \$1.50

Parts Catalog No. 1259

Hi-Liter 2500 7-74 PRINTED
IN
U.S.A.



CASE MODEL 644 AND 646 COMPACT WHEEL LOADERS



TRACTOR MODEL AND SERIAL NUMBER



ENGINE MODEL, SERIAL AND SPECIFICATION NUMBER 644



ENGINE MODEL, SERIAL AND SPECIFICATION NUMBER 646

TRACTOR MODEL DESIGNATIONS	ENGINE MODEL DESIGNATIONS
644 WHEEL LOADER	K-321-A C19028 Engine
646 WHEEL LOADER	CCKA-MS C17626 Engine

SERIAL NUMBERS

When using this catalog, notice the reference to serial numbers of various components noted here and listed in the "description" copy. By referring to correct serial numbers, proper parts identification will be assured.

GENERAL INFORMATION

Indexes

This parts Catalog is arranged for easy identification of Genuine CASE Service Parts. An alphabetical index is provided at the front of this Catalog to locate the major groups or assemblies. A numerical index at the rear of the Catalog gives the part numbers and the pages on which they are described.

Illustrations

All parts are illustrated in "Exploded Views" which show the individual parts in their normal relationship to each other. Reference numbers are used in the illustrations. These numbers correspond to those in the "Reference Number" column and are followed by the part number, description and quantity required.

Orders

Orders should plainly specify correct part number, full description, quantity required, machine model and engine model, machine and engine serial numbers, method of shipment and shipping address.

Changes

When changes to the machine make it necessary, revised pages for this book will be issued. The revised pages will be issued with the same page number as those they replace and the "issue" number and date will be advanced.

It is imperative that revised Parts Book pages be inserted into their respective Parts Books as soon as received. Failure to do so will lead to confusion and defeat the purpose of the book.

Indented Description

Indented parts in the descriptive list are a part of the preceding assembly or sub-assembly.

The quantity shown in the "Number Required" column is the number of parts used on a machine except where parts are indented in descriptive list. In this case the quantity shown is the number required for the preceding assembly or sub-assembly.

REF.	PART NO.	DESCRIPTION	REQ'D
	A 55159	CYLINDER ASSY - rear steering	1
28	A 56208	SOCKET ASSY - rear cylinder	1
29	A 55956	PLUG - adjusting, socket assy.	1
30	A 55957	SEAT - socket ball	2
31	A 56210	SPRING - socket	1
32	A 56209	SEAT - socket spring.	1
33	G 45175	CLAMP ASSY - socket assy	1
	16- 836	BOLT - 1/2" x 2-1/4" N.F. hex.	1
34	132- 104	PIN - cotter, 3/16" x 3".	1
35	A 55889	STUD - ball, socket & cylinder	2
36	13- 410	BOLT - 1/4" x 5/8" N.C., hex.	4
37	92- 4	LOCKWASHER - 1/4" SAE.	4

Terms "Right Hand" and "Left Hand"

"Right Hand" and "Left Hand" sides of this machine are determined by standing at the rear of the unit and facing in the direction of forward travel.

ALPHABETICAL INDEX

KOHLER ENGINE SECTION

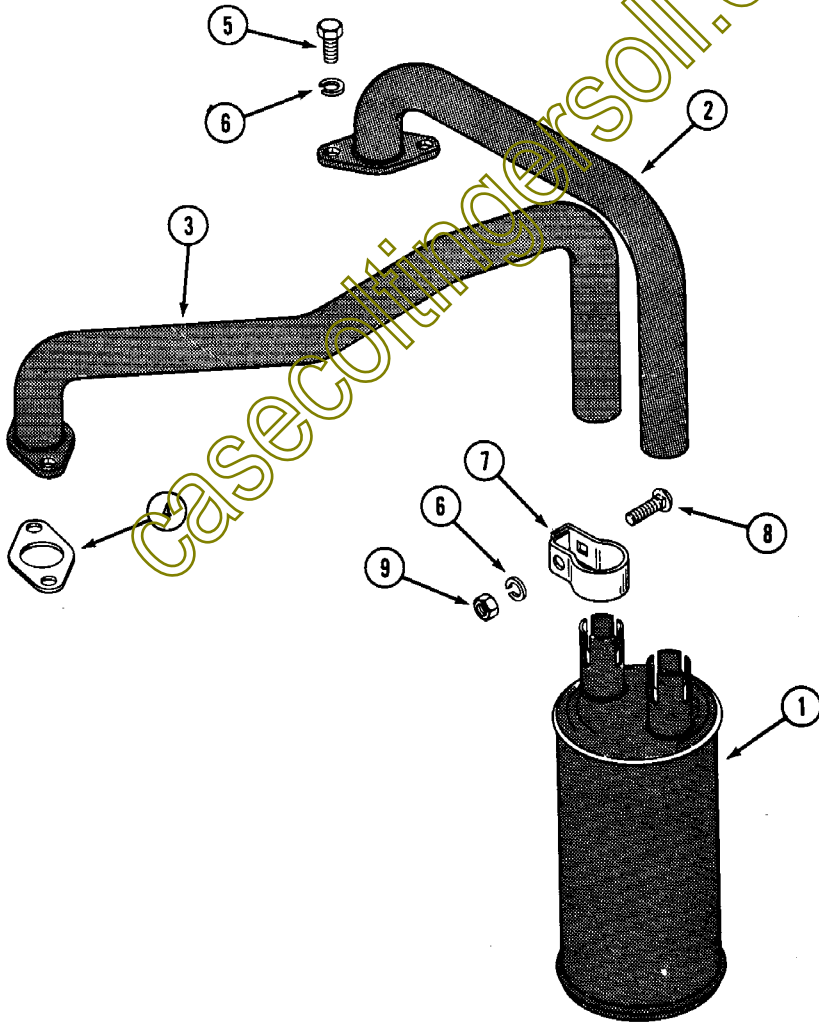
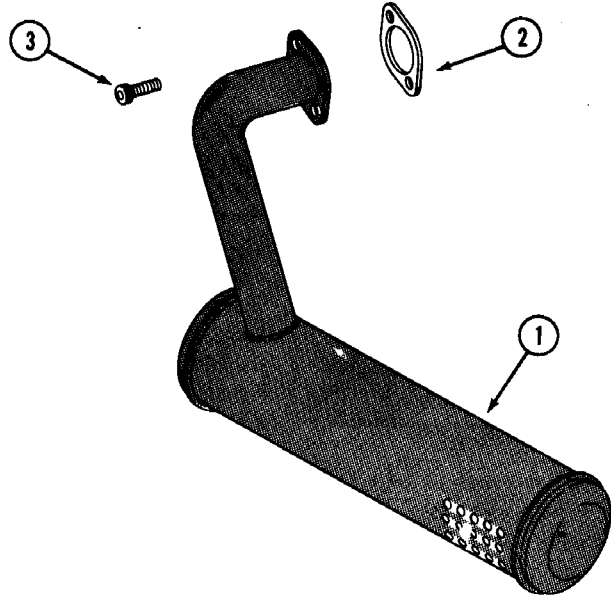
	644		644
	Page		Page
Air Cleaner	19	Filter, Breather	7
Battery	65	Flywheel	11-13
Belt, Starter-Generator	15	Fuel Pump	21-23
Breather, Crankcase	7	Fuel Strainer	23
Camshaft	7	Fuel System	23
Carburetor	21-23	Gasket Kits	11-13
Connecting Rod	9	Governor	17
Crankshaft	9	Muffler	5
Cylinder Block	11-13	Oil Pan	11-13
Cylinder Head	11-13	Piston	9
Electrical System	65-67	PTO Clutch	17-25
Engine Block & Attaching Parts	11-13	Spark Plug	65
Exchanger, Heat	39-41	Starter-Generator	61-63
Exhaust System	5	Tank, Fuel	23
Fan	25	Throttle Linkage	17
		Valves	7

ONAN ENGINE SECTION

	Page		Page
Air Cleaner	83	Flywheel	89
Blower Housing	97	Fuel Pump	87-103
Camshaft	89	Governor	97
Carburetor	83-85	Motor - starter	101
Crankshaft	89	Oil Base	95
Electrical - engine	99	Oil Pump	95
Engine Block & Attaching Parts	91-93	Piston & Rods	89
Exhaust System	5	Points - breaker contact	99
Filter - oil	95	Valves	91-93

BASIC TRACTOR SECTION

	Page		Page
Axle, Front	31	Valve Control Linkage	45
Axle, Rear	37	Hydraulics - Bucket	43
Baffles & Shrouds	15	Cylinder, Arms	43-57
Brakes	33	Cylinder, Bucket	43-57
Bucket & Arms	35	Hoses, Lines & Fittings	43
Control-Speed, Hydraulic	45	Valve - Bucket Control	43-50
Decals	71	Valve Control Linkage	47
Electrical System	65-67	Hydraulic Connections & Components for LT-26 Three Point Hitch	81
Fenders	29	Hydraulic PTO Kit LT-16 & LT-17	75
Frame	27	Hydraulic PTO Valve LT-16 & LT-17	77
Frame, Lift Rods and Arms for LT-26 Three Point Hitch	79	Implement Lift, Hydraulic	59
F27 Hitch Adapter	81	Instruments	65-67
Grille	27	Lever - Range Selector	29
Hitch	73	Model D10 Wheel Weights	73
Hood	27	PTO Clutch	25
Hydraulics - Tractor	39-41	Seat, Operator's	29
Coupling, Pump Drive	53	Steering Wheel & Gear	31
Hoses, Lines & Fittings	39-41	Tail Lamp	65
Motor, Hydraulic Drive	55	Tool Box	29
Pump	53	Transmission	37
Valve, Control	49	Weight Box	73
		Wheels, Front & Rear	33



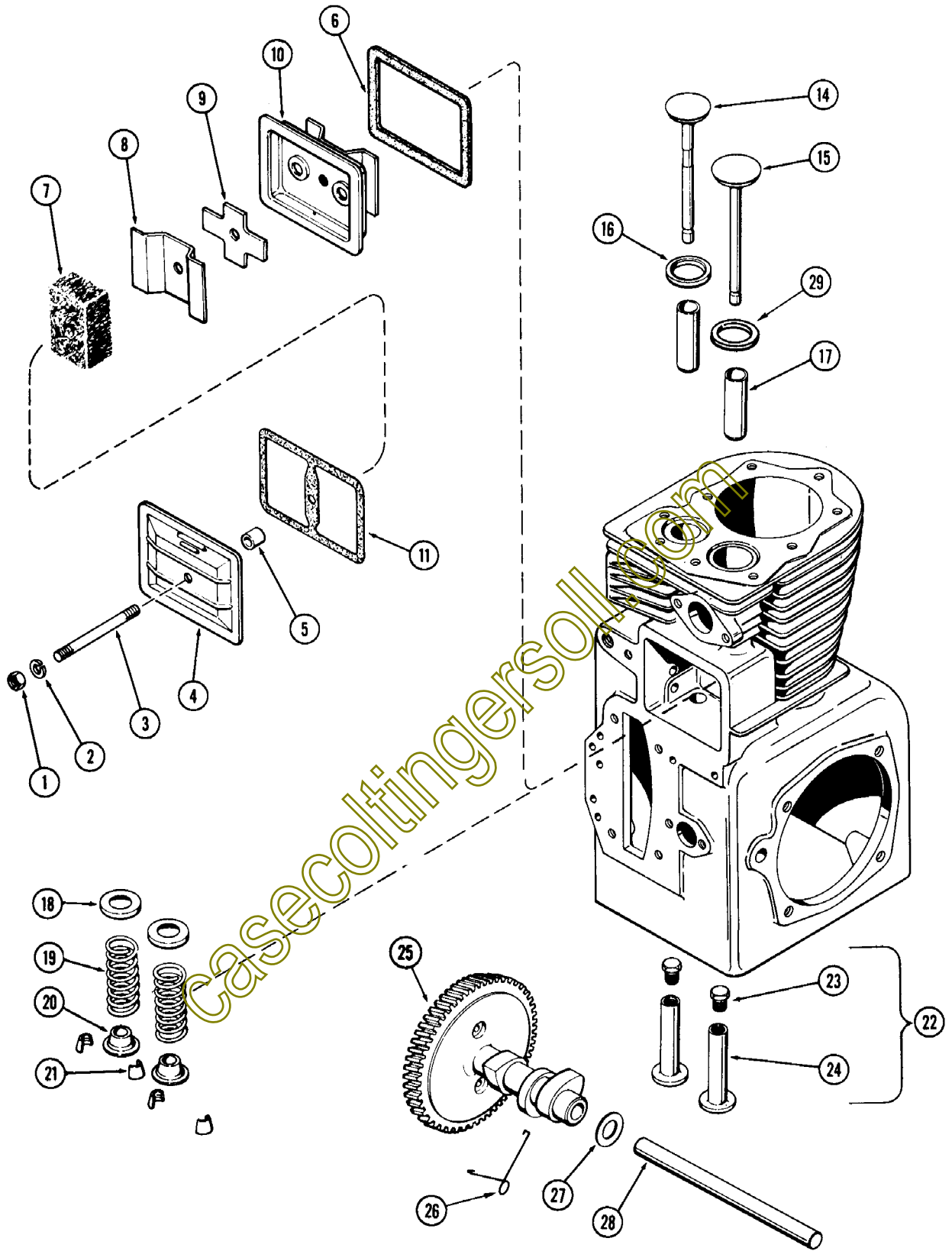
EXHAUST SYSTEM-644

REF.	PART NO.	DESCRIPTION	REQ'D
1	C 18246	MUFFLER - exhaust	1
2	C 10372	GASKET - exhaust	1
3	61- 510	SCREW - 5/16" x 5/8" NC socket head	2

EXHAUST SYSTEM-646

1	C 18121	MUFFLER - exhaust	1
2	C 18215	PIPE - exhaust, left	1
3	C 18214	PIPE - exhaust, right	1
4	C 18250	GASKET - exhaust	2
5	61- 512	BOLT - 5/16" x 3/4" NC hex	4
6	192- 45	LOCKWASHER - 5/16"	6
7	C 18216	CLAMP - muffler	2
8	111- 204	BOLT - 5/16" x 1-1/4" NC rd. hd. square neck	2
9	129- 518	NUT - 5/16" NC hex	2

casecoltingersoll.com

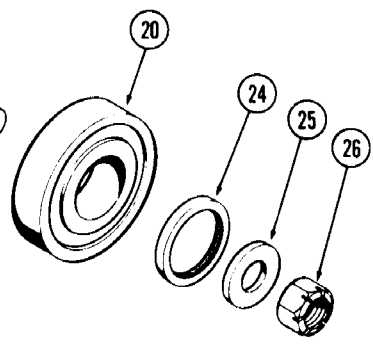
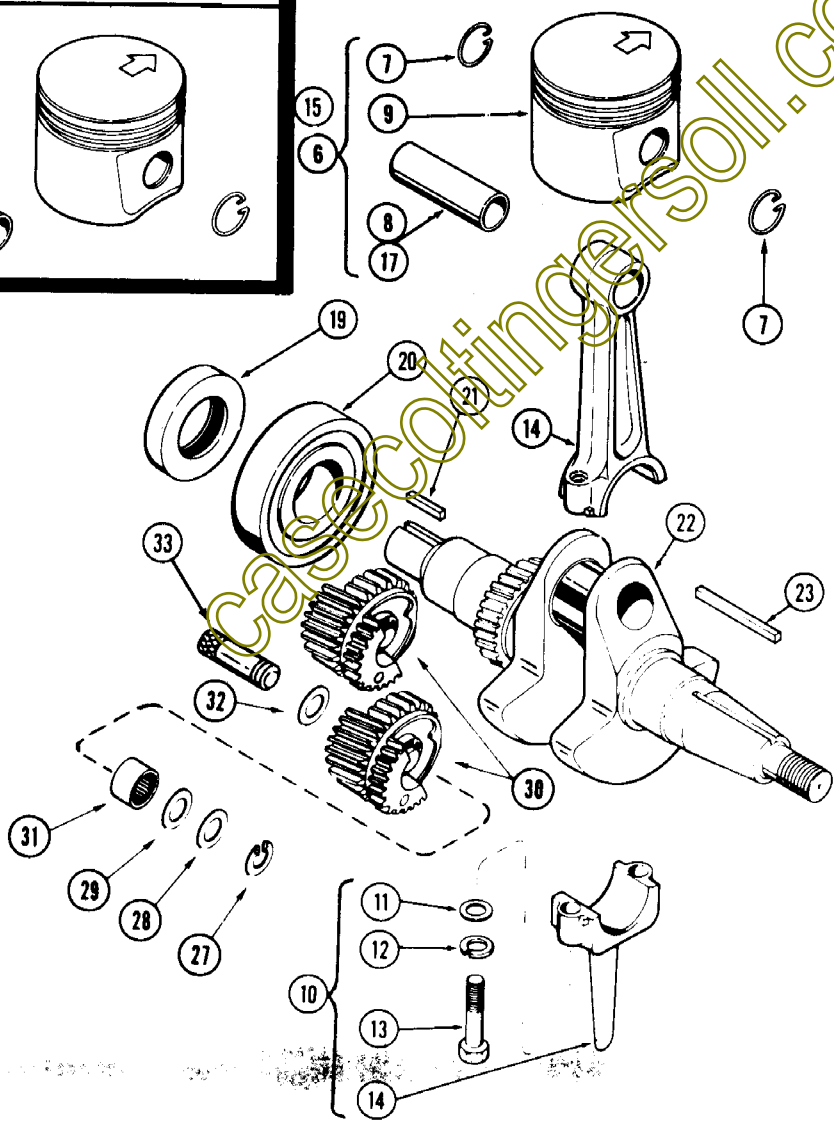
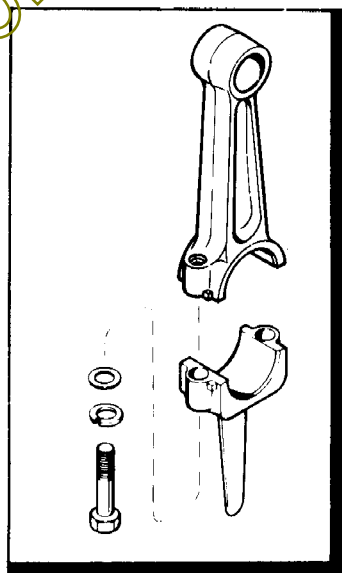
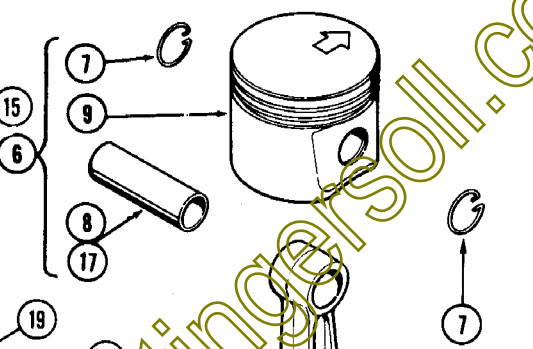
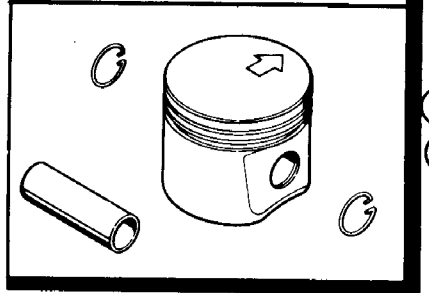
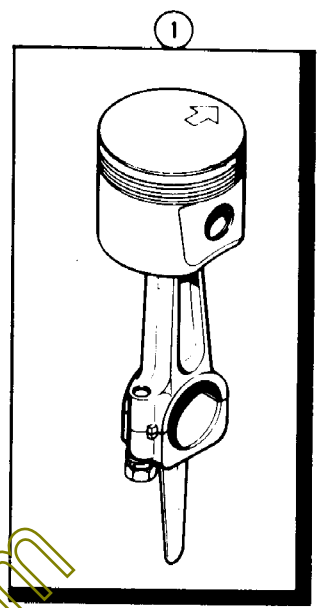
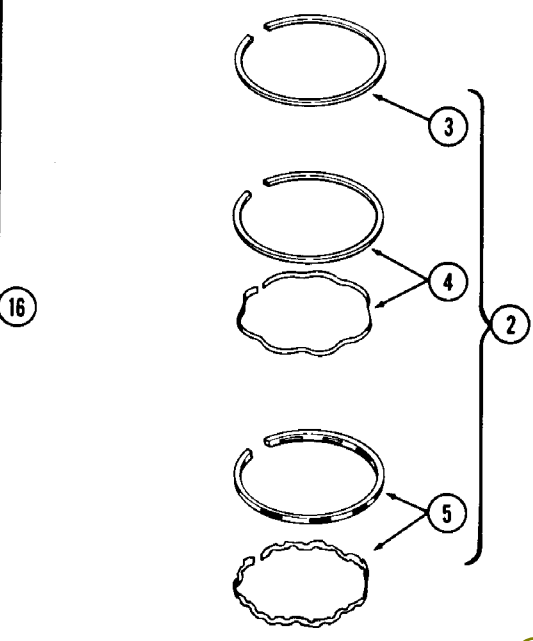
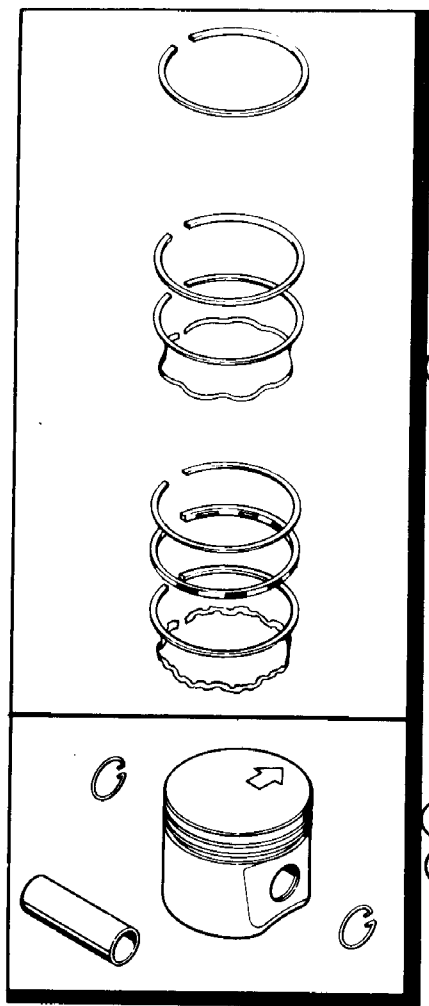


644 CRANKCASE BREATHER

REF. PART NO.	DESCRIPTION	REQ'D
1 25- 104	NUT - 1/4" NC hex	1
2 92- 4	LOCKWASHER - 1/4"	1
3 KO 275220	STUD - valve cover	1
4 KO 275143	COVER - valve	1
5 KO 231032	SEAL - breather	1
6 KO 235048	GASKET - breather plate	1
7 KO 235118	FILTER - breather	1
8 KO 235117	BAFFLE - breather	1
9 KO 235047	REED - breather	1
10 KO 235631	PLATE - breather	1
11 KO 275144	GASKET - valve cover	1

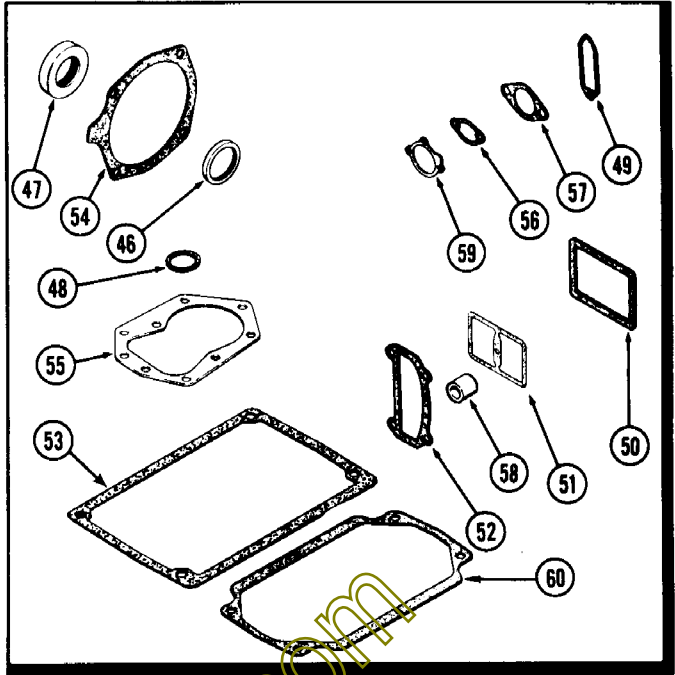
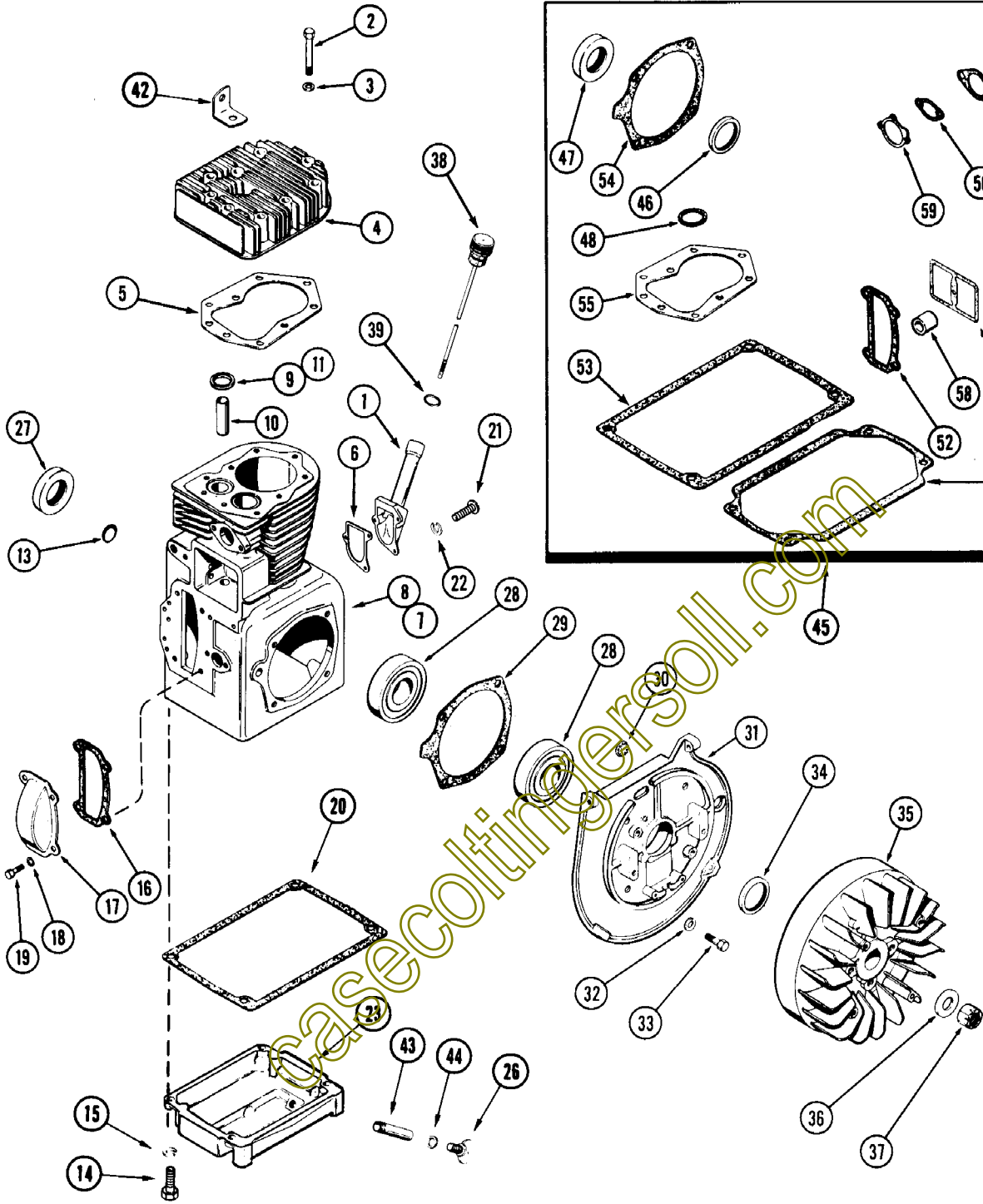
644 CAMSHAFT AND VALVES

14 KO 235838	VALVE - exhaust	1
15 KO 235582	VALVE -intake	1
16 KO 230170	INSERT - exhaust valve seat	1
17 KO 235007-S	GUIDE - valve	2
18 KO 235011	SEAT - valve spring	2
19 KO 235168	SPRING - valve	2
20 KO 230020	ROTATOR - valve (Furnished in pairs only)	2
21 KO 240013	LOCK - valve retainer	2
22 KOA235327	LIFTER ASSEMBLY	2
23 NSS	SCREW - tappet adjusting	1
24 NSS	LIFTER - valve	1
25 KOA235646	CAMSHAFT ASSEMBLY	1
26 KO 232770	SPRING - actuating	1
27 KO 275066	SPACER - camshaft, .005"	UAR
27 KO 275067	SPACER - camshaft, .010"	UAR
28 KO 235053	PIN - camshaft	1
29 KO 230265	INSERT - intake valve seat	1



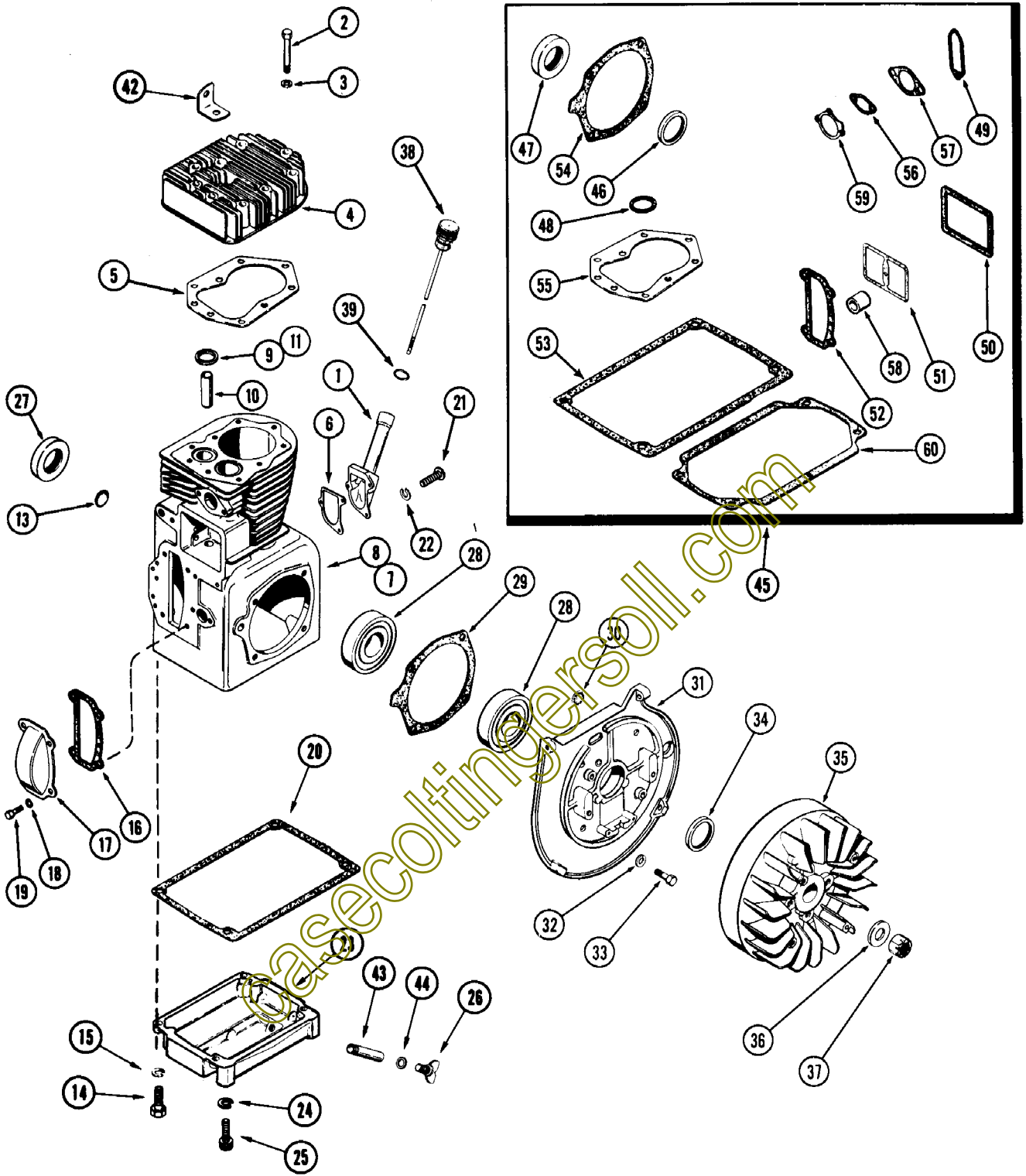
644 CRANKSHAFT, PISTON — CONNECTING ROD

REF. PART NO.	DESCRIPTION	REQ'D
1 NSS	PISTON AND ROD ASSEMBLY (Std. size)	1
2 KO 236763	RING SET - piston (For oversize, see item 16)	1
3 NSS	RING - top compression	1
4 NSS	RING - 2nd compression (Includes expander)	1
5 NSS	RING - oil (Includes expander)	1
6 KOA237401	PISTON ASSEMBLY (For oversize, see item 15)	1
7 KO 235811	RETAINER - piston pin	2
8 KO 235803	PIN - piston	1
9 NSS	PISTON	1
10 KOA237344	CONNECTING ROD ASSEMBLY (For undersize, see item 18) . .	1
11 KO 235003	WASHER - special	2
12 92- 6	LOCKWASHER - 3/8"	2
13 KO 236611	SCREW - cap, connecting rod	2
14 NSS	ROD - connecting	1
15 KOA237403	PISTON ASSEMBLY - .010" oversize	1
15 KOA237404	PISTON ASSEMBLY - .020" oversize	1
15 KOA237405	PISTON ASSEMBLY - .030" oversize	1
16 KO 236764	RING SET - piston .010" oversize	1
16 KO 236765	RING SET - piston .020" oversize	1
16 KO 236766	RING SET - piston .030" oversize	1
17 KO 235868	PIN - piston .005" oversize	1
18 C 18102	CONNECTING ROD ASSEMBLY - .010" undersize	1
19 R 16287	OIL SEAL - crankshaft rear	1
20 40035	BEARING - crankshaft ball	2
21 W 5063-S	KEY - 1/4" Sq. x 3/4" (Dump Coupling)	1
22 KOB237034	CRANKSHAFT	1
23 A 27001	KEY - flat 3/16" x 3/16" x 1-3/8" (Flywheel)	1
24 C 18097	OIL SEAL - crankshaft front	1
25 C 18095	WASHER - 5/8"	1
26 131- 309	NUT - special Marsden 5/8" NF	1
27 C 15060	RETAINER - external 1/2" ID	2
28 KO 236504	SPACER .020"	2
29 KO 236509	SPACER - .005"	2
30 KOA236507	GEAR ASSEMBLY - counter balance	2
31 KO 236506	BEARING - gear assembly	2
32 KO 236510	SPACER - .010"	2
33 KO 236559	SHAFT - counterbalance stub	2



644 ENGINE BLOCK AND ATTACHING PARTS

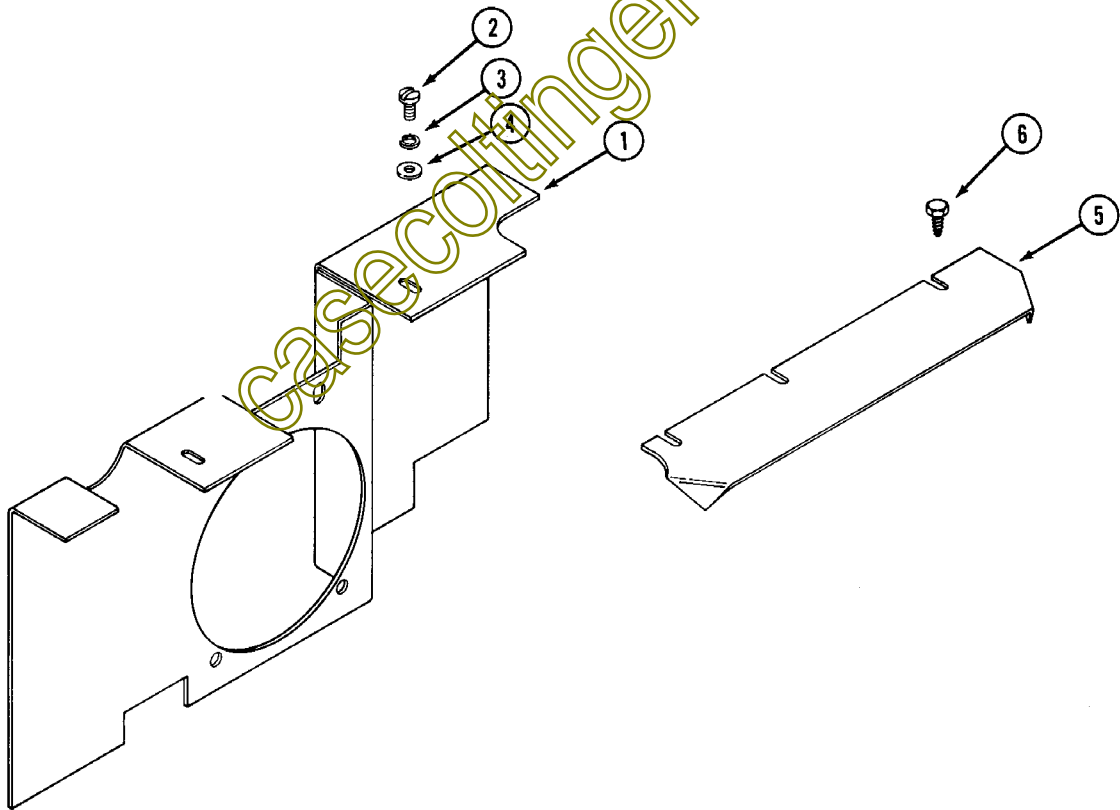
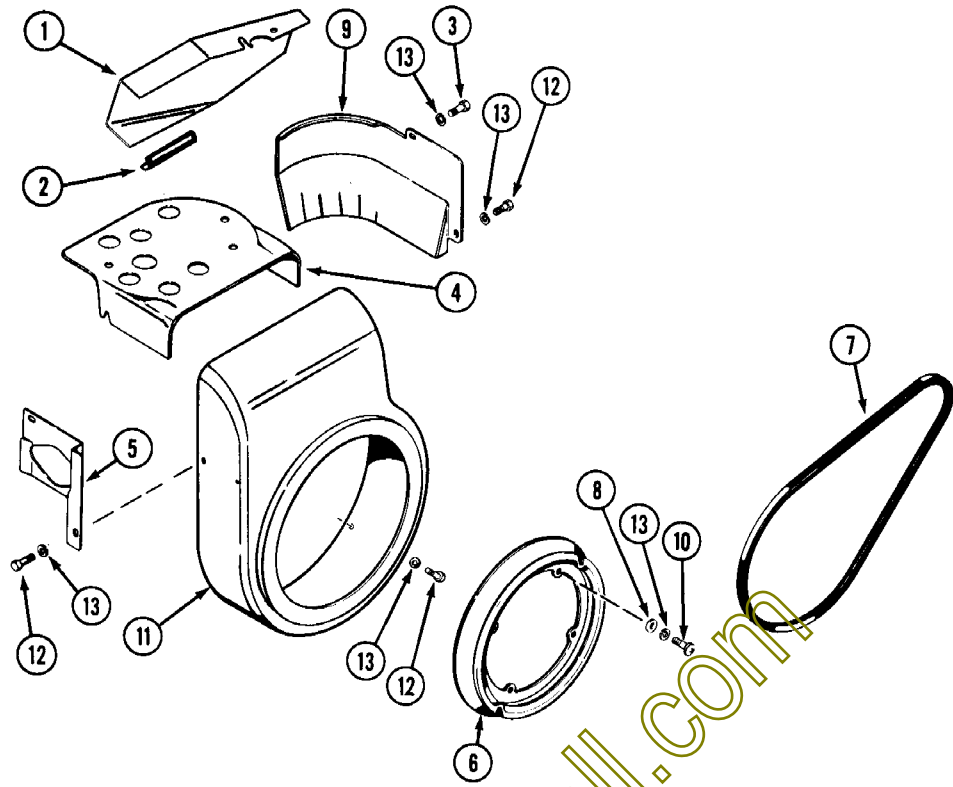
REF. PART NO.	DESCRIPTION	REQ'D
1 KOA236960	FILLER TUBE	1
2 KO 235175	BOLT - cylinder head special (Length 2-1/2")	9
3 KO 270889	WASHER - cylinder head bolt	10
4 KO 236792	HEAD - cylinder	1
5 KO 236705	GASKET - head	1
6 KO 237064	GASKET - filler tube	1
7 KOB237182	BLOCK ASSEMBLY - cylinder, short (Includes crankshaft, piston, rod assembly, camshaft, valves, bearings and plate)	1
8 KOA237033-A	BLOCK ASSEMBLY - cylinder, standard bore	1
9 KO 230170	INSERT - exhaust valve	1
10 KO 235007-S	GUIDE - valve	2
11 KO 230265	INSERT - intake valve	1
13 41- 18	PLUG - expansion	1
14 113- 207	BOLT - 3/8" x 1" NC hex plated	4
15 192- 21	LOCKWASHER - 3/8" plated	4
16 KO 235025	GASKET - camshaft cover	1
17 KO 235026	COVER - camshaft gear	1
18 192- 19	LOCKWASHER - 1/4" plated	4
19 113- 6	BOLT - 1/4" x 1/2" NC plated	4
20 KO 235353	GASKET - oil pan	1
21 173- 221	SCREW - #10 x 7/16" round head machine	3
22 193- 26	LOCKWASHER - #10 internal tooth	7
23 KO 235050	BASE - oil pan	1
26 C 14399	PLUG - oil drain	1
27 R 16287	OIL SEAL - crankshaft rear	1
28 40035	BEARING - crankshaft ball	2
29 KO 235757	GASKET - shim, bearing plate .312"	1
29 KO 235070	GASKET - shim, .910"	UAR
31 KO 235815	PLATE - bearing	1
32 192- 21	LOCKWASHER - 3/8" plated	4
33 113- 207	BOLT - 3/8" x 1" NC plated	4
34 C 18097	OIL SEAL - crankshaft front	1
35 KO 235818	FLYWHEEL	1
36 195- 545	WASHER - special, plated 21 32" ID x 1-3 8" OD x 1/4"	1
37 131- 309	NET - special Marsden 5, 8"	1
38 C 14954	DIPSTICK ASSEMBLY	1
39 A 27362	"O" RING - dipstick	1
42 KO 235748	STRAP - lifting	1
43 C 14398	NIPPLE - oil drain extension	1
44 C 14396	GASKET - plug,oil drain	1



644 ENGINE BLOCK AND ATTACHING PARTS (CONTD.)

REF.	PART NO.	DESCRIPTION	REQ'D
45	KO 237727	KIT - engine gasket and seal	1
46	C 18097	SEAL - crankshaft front oil	1
47	R 16287	SEAL - crankshaft rear oil	1
48	B 59393	GASKET - fuel strainer bowl	1
49	KO 220174	GASKET - breaker cover	1
50	KO 235048	GASKET - breather	1
51	KO 275144	GASKET - valve cover	1
52	KO 235025	GASKET - camshaft gear cover	1
53	KO 235353	GASKET - oil pan	1
54	KO 235757	GASKET - shim, bearing plate, .010"	6
54	KO 235070	GASKET - shim, .010"	UAR
55	KO 237306	GASKET - cylinder head	1
56	A 72108	GASKET - fuel pump flange	1
57	A 72100	GASKET - carburetor flange	1
58	KO 231032	SEAL - breather	1
59	KO 275341	GASKET - carburetor air horn	1
60	KO 235057	GASKET - oil pan (Not used on this model)	1

casecollectingersoll.com



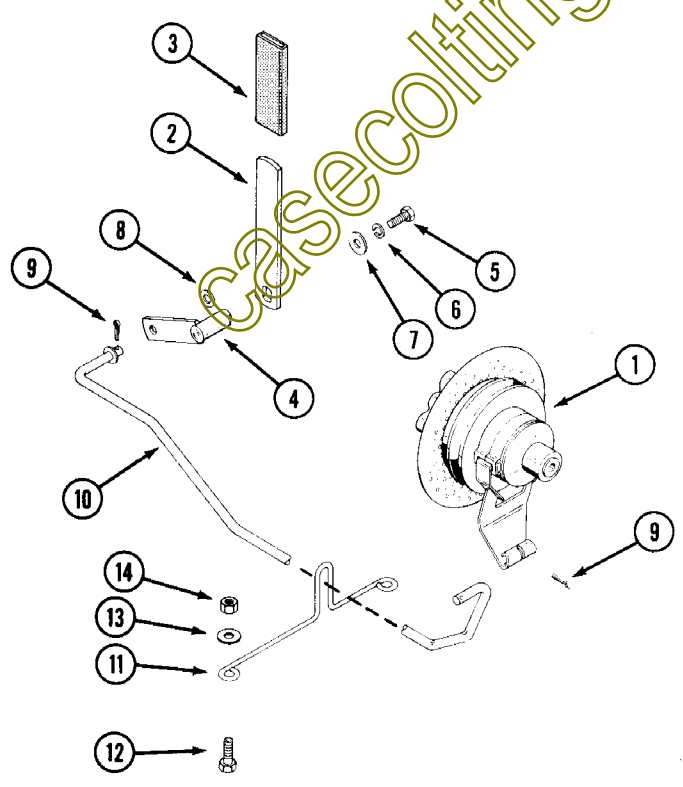
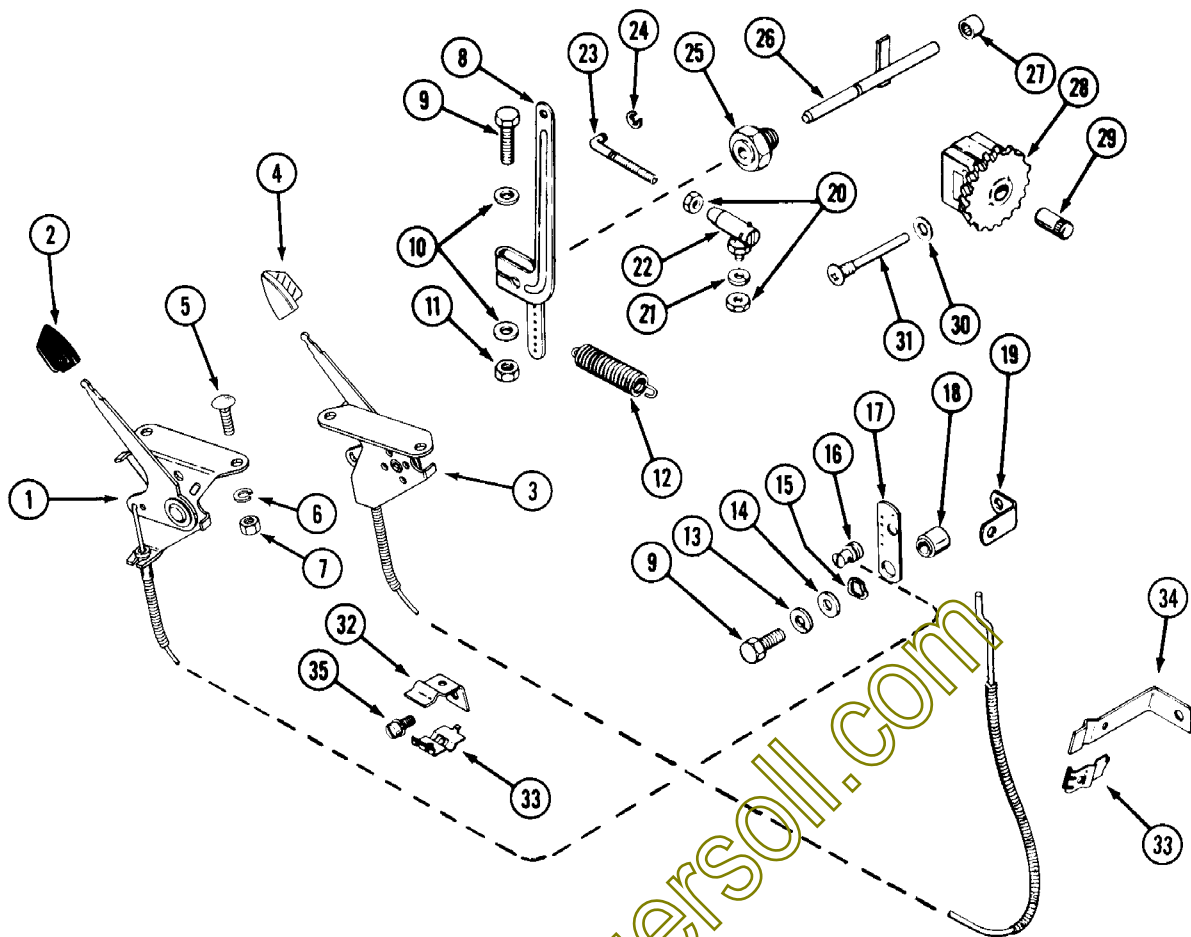
BAFFLES AND SHROUDS - 644

REF.	PART NO.	DESCRIPTION	REQ'D
1	C 10492	DEFLECTOR - engine air	1
2	C 12603	CHANNEL - deflector	1
3	113- 6	BOLT - 1/4" x 1/2" NC hex	2
4	KO 235955	BAFFLE - cylinder head	1
5	KO 235368	BAFFLE - carburetor side air	1
6	KO 235207	PULLEY - engine starter	1
7	C 14345	BELT - engine, starter - generator	1
8	195- 515	WASHER - 1/4"	4
9	KO 235054	BAFFLE - cylinder	1
10	175- 436	SCREW - 1/4" x 5/8" NC truss hd. phillips	4
11	KO 235951	HOUSING - blower	1
13	192- 19	LOCKWASHER - 1/4"	10

BAFFLES AND SHROUDS - 646

1	C 18129	SHIELD - engine heat	1
2	182- 525	SCREW - #10 x 3/8" NF pan hd.	2
3	192- 18	LOCKWASHER #10	2
4	195- 513	WASHER - #10	2
5	C 18385	SHIELD - heat, engine top	1
6	187- 484	SCREW - #10 x 1/2" hex hd. self tap.	2

casecoltingersoil.com

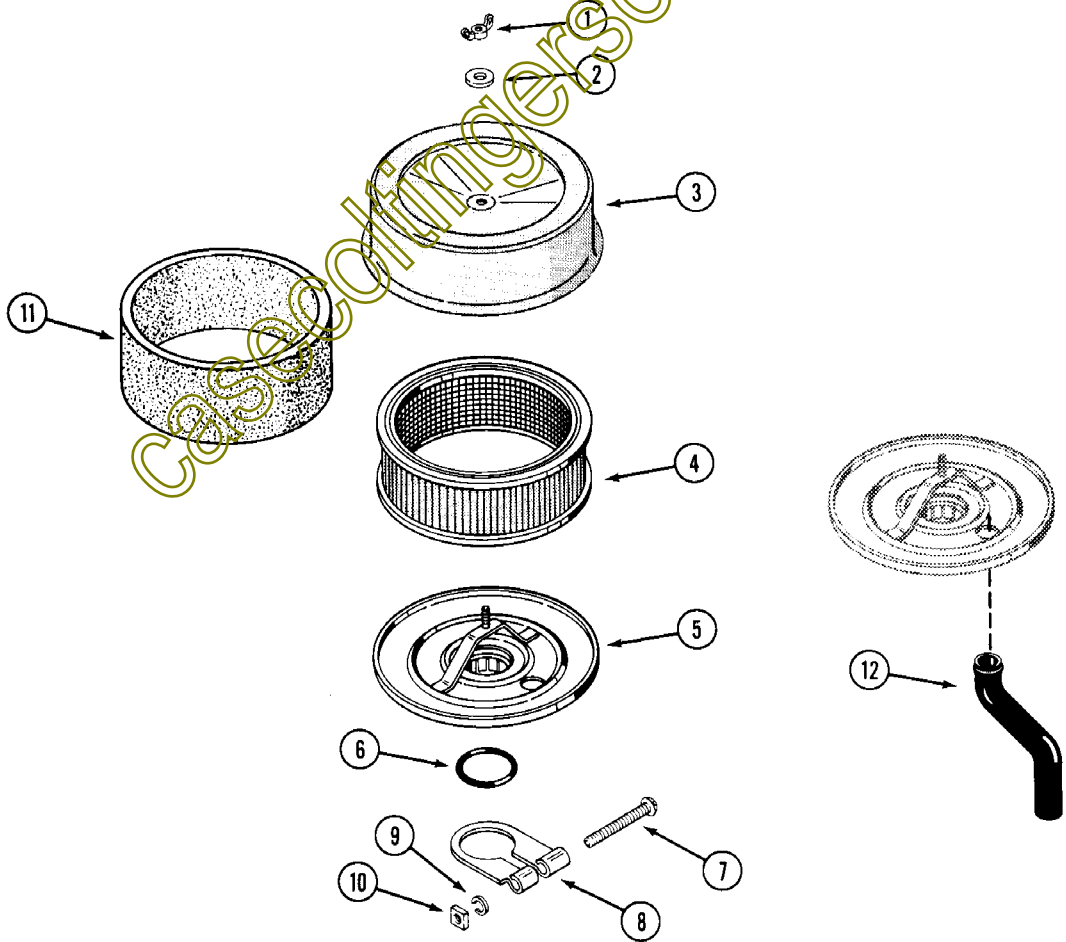
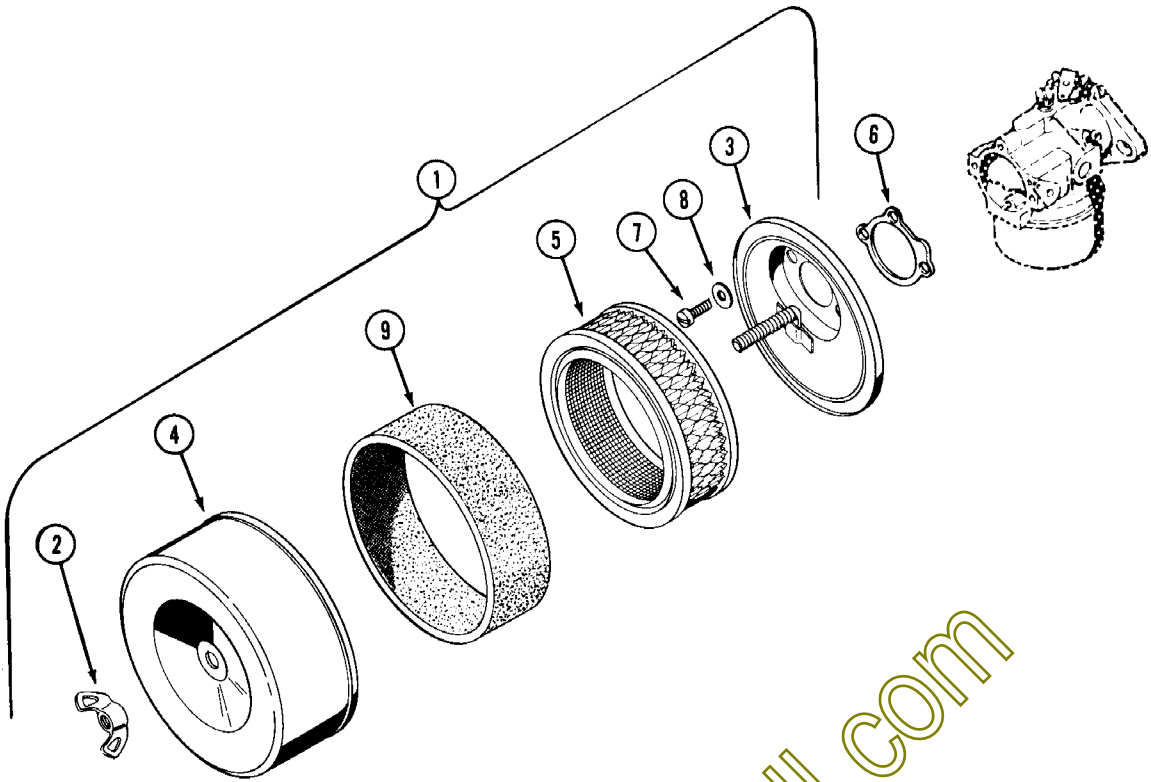


CHOKE, THROTTLE AND GOVERNOR

REF.	PART NO.	DESCRIPTION	REQ'D
1	C 18311	CONTROL - throttle (644)	1
1	C 18213	CONTROL - throttle (646)	1
2	C 12224	HANDLE - throttle control, black	1
3	C 18312	CONTROL - choke (644)	1
3	C 18271	CONTROL - choke (646)	1
4	C 14506	HANDLE - choke control, white	1
5	111- 1	BOLT - 10-24 x 1/2" round head, square neck	2
6	192- 18	LOCKWASHER - #10 Std. plated	2
7	129- 17	NUT - #10-24 plated	2
8	KOA237653	LEVER - governor	1
9	15- 420	BOLT - 1/4" x 1-1/4" NC hex	2
10	195- 515	WASHER - 1/4" plated	2
11	25- 104	NUT - 1/4" hex	1
12	KO 235496	SPRING - governor	1
13	192- 19	LOCKWASHER - 1/4" plated	1
14	C 18098	WASHER - thrust	1
15	KO 275690	WASHER - wavy	1
16	KO 231052	CLAMP - swivel, wire	1
17	KO 235086	LEVER - speed control	1
18	KO 235085	SPACER - speed control bracket	1
19	KO 235084	BRACKET - high speed stop	1
20	129- 37	NUT - #10-32 hex	2
21	192- 18	LOCKWASHER - 3/16" plated	1
22	A 10326	JOINT - ball	1
23	KO 235277	ROD - throttle	1
24	KO 235278	RING - retaining, throttle rod	1
25	KO 235476	BUSHING - governor cross shaft	1
26	KOA235256-S	SHAFT ASSEMBLY - governor cross	1
27	C 18103	BEARING - needle governor shaft	1
28	KOA235743-S	GEAR ASSEMBLY - governor	1
29	KO 235125-S	SHAFT - governor stub	1
30	C 18099	WASHER - governor stop pin	1
31	KO 231355	PIN - governor stop	1
32	KO 235900	BRACKET - throttle cable	1
33	KO 235603	CLIP - bracket	2
34	KOA236919	BRACKET - choke cable	1
35	169- 95	SCREW - #10 x 3/8" NC fillister head	1

P.T.O. CLUTCH AND LINKAGE

1	C 18254	CLUTCH ASSEMBLY - less screen, 644 (repairs page 25)	1
1	C 18255	CLUTCH ASSEMBLY - 646 (repairs page 25)	1
2	C 17679	HANDLE - clutch engaging	1
3	C 14728	GRIP - clutch handle	1
4	C 17681	ARM - clutch pivot	1
5	113- 113	BOLT - 5/16" x 7/8" NC hex	1
6	192- 20	LOCKWASHER - 5/16"	1
7	195- 521	WASHER - 5/16"	1
8	195- 525	WASHER - 3/8"	1
9	132- 48	PIN - cotter 1/8" x 1"	2
10	C 18279	ROD - clutch (644)	1
10	C 18280	ROD - clutch (646)	1
11	C 16682	GUIDE - clutch rod, 644	1
11	C 18825	GUIDE - clutch rod, 646	1
12	113- 207	BOLT - 3/8" x 1" N. C. hex	2
13	195- 525	WASHER - 3/8	2
14	131- 178	NUT - lock 3/8 " N.C. hex	2



AIR CLEANER - 644

REF. PART NO.	DESCRIPTION	REQ'D
1 KOA235100	AIR CLEANER ASSEMBLY	1
2 129- 409	NUT - wing 3/8" NC	1
3 NSS	BASE - air cleaner (order KOA235100)	1
4 NSS	COVER - air cleaner (order KOA235100)	1
5 A 70090	ELEMENT - air cleaner	1
6 KO 275341	GASKET - air horn	1
7 177- 94	SCREW - #10 x 5/16" NF fillister hd.	3
8 195- 512	WASHER - 3/16"	3
9 KO 237421	PRE-CLEANER (Optional)	1

AIR CLEANER - 646

1 129- 900	NUT - wing #10 NF	1
2 195- 512	WASHER - #10	1
3 C 18629	COVER - air cleaner	1
4 A 70090	ELEMENT - air cleaner	1
5 C 18628	BASE - air cleaner	1
6 A 28077	"O" RING - 1-7/16" ID	1
7 174- 222	SCREW - #10 x 2-1/4" NF rd. hd. mach.	1
8 C 19170	CLAMP - air cleaner	1
9 192- 17	LOCKWASHER - #10	1
10 129- 77	NUT - #10 NF square	1
11 KO 237421	PRE-CLEANER (Optional)	1
12 C 19169	HOSE - crankcase breather	1

casecoltingersol.com

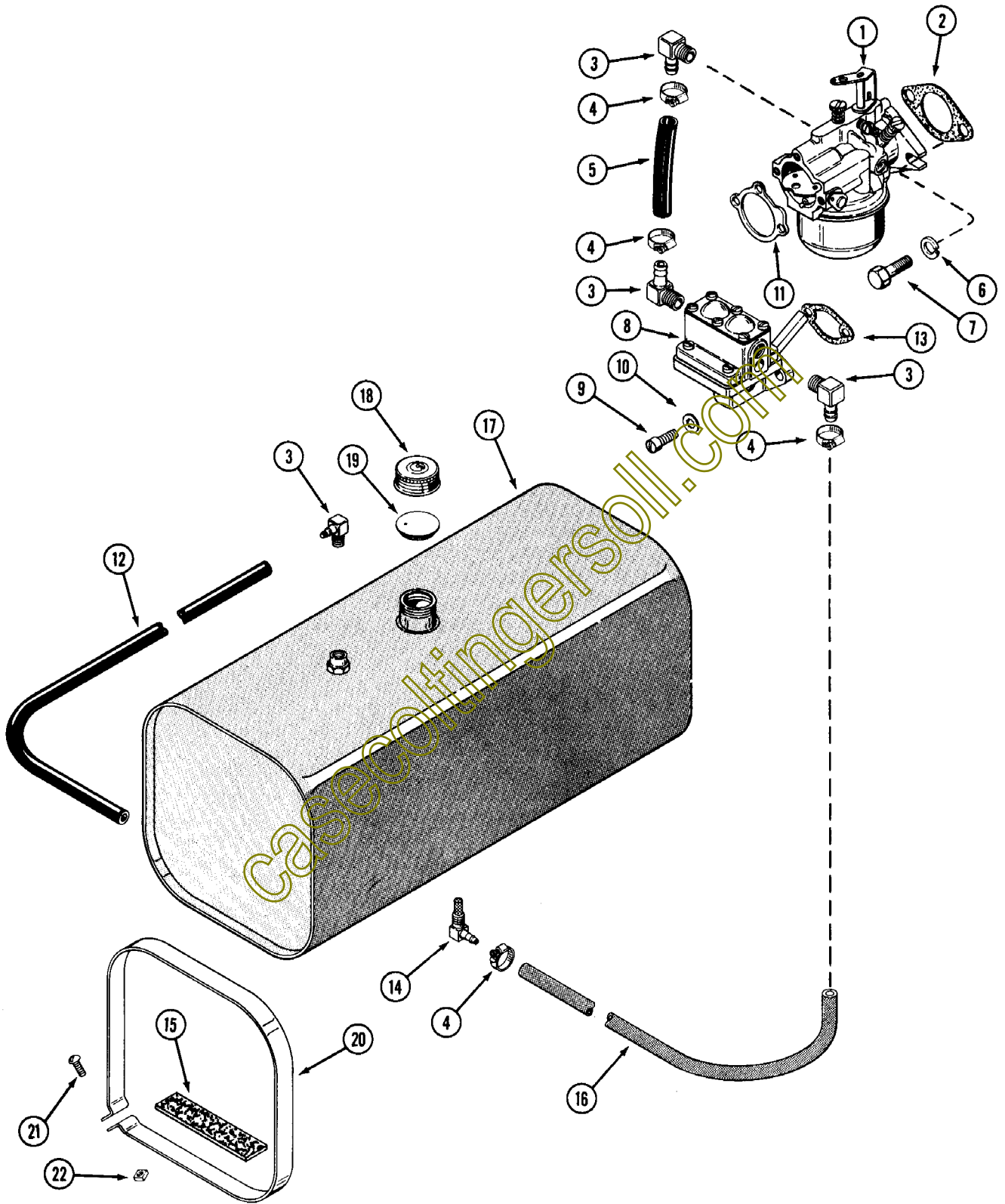
CASE MODEL 644 AND 646 COMPACT WHEEL LOADERS 21

CARBURETOR - 644

REF.	PART NO.	DESCRIPTION	REQ'D
	KOA237490	CARBURETOR ASSEMBLY - 644	1
1	KO 200380	SPRING - tension, idle adjust	1
2	A 72092	SCREW - idle adjust	1
3	KO 237489	NEEDLE - main fuel adjust	1
4	KO 200383	SPRING - fuel adjust	1
5	KO 275231	NEEDLE - idle adjust	1
6	KO 200380	SPRING - idle adjust	1
7	A 72079	PIN - float	1
8	A 72078	FLOAT - carburetor	1
9	A 72080	BOWL - carburetor	1
10	A 72084	SCREW AND GASKET ASSEM. - carburetor bowl	1
11	A 72103	KIT - carburetor repair	1
12	NSS	INLET NEEDLE AND SEAT ASSEMBLY	1
13	NSS	GASKET - bowl ring	1
14	NSS	GASKET - bowl baffle	1
15	A 72083	GASKET - bowl screw	1

FUEL PUMP - 644

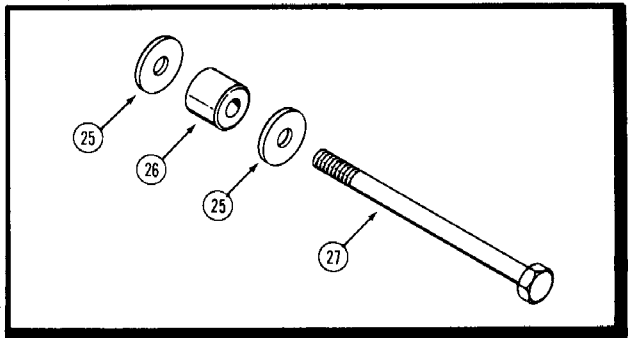
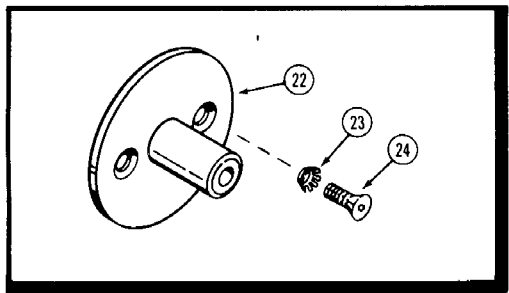
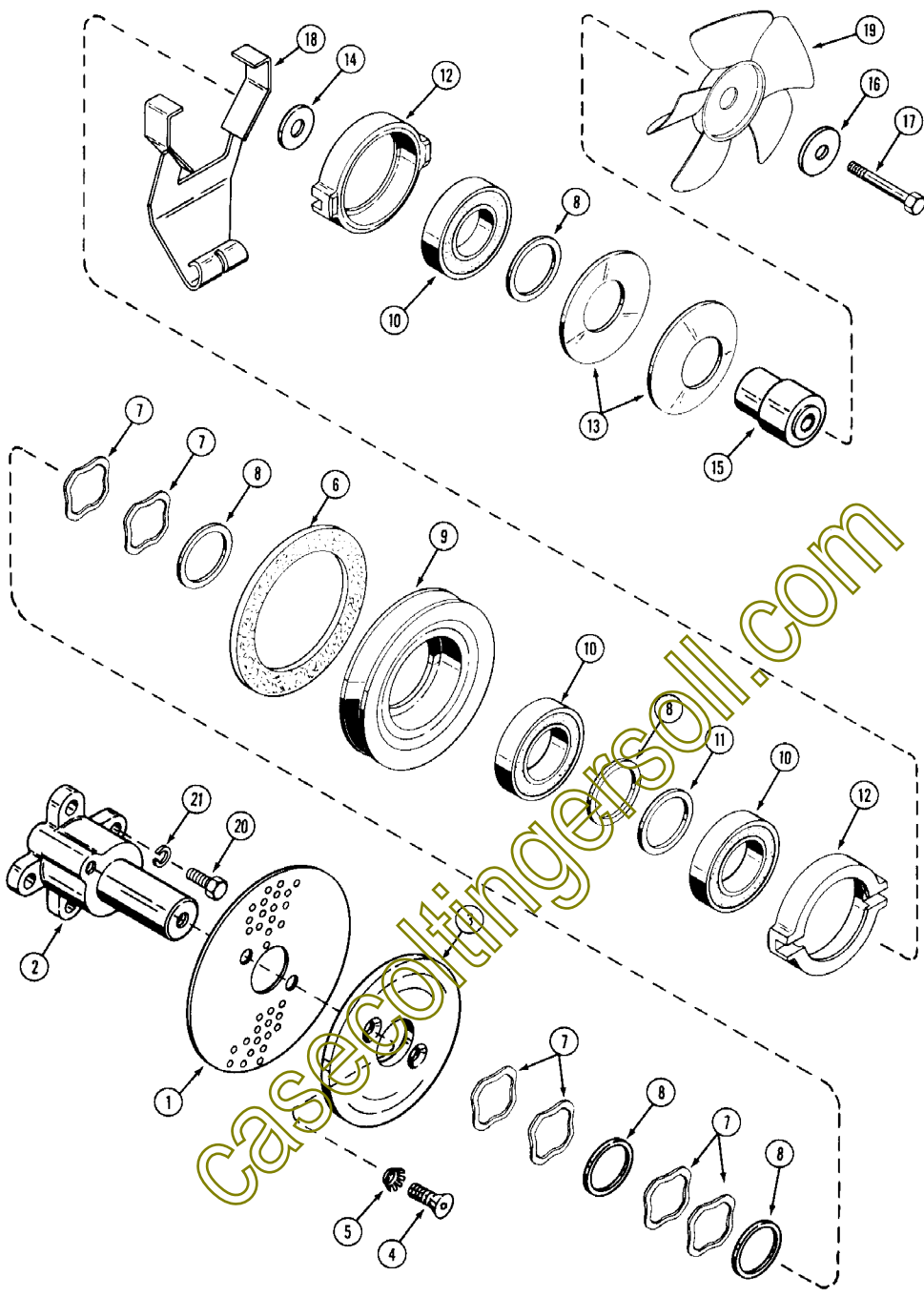
1	KO 236387	KIT - fuel pump (for KOA236205)	1
	NSS	VALVE ASSEMBLY	2
	NSS	GASKET - valve	2
	NSS	DIAPHRAGM ASSEMBLY	1
	NSS	SPRING - diaphragm	1
	NSS	GASKET - valve	1
2	A 72108	GASKET - fuel pump mtg.	1



FUEL SYSTEM

REF. PART NO.	DESCRIPTION	REQ'D
1 KOA237490	CARBURETOR ASSEMBLY (Repairs page 21)	1
2 A 72100	GASKET - carburetor flange	1
3 C 10678	ELBOW - fuel pump and carburetor	4
4 214- 251	CLAMP - hose	4
5 C 15007	HOSE - carburetor 5-1/4"	1
6 192- 20	LOCKWASHER 5/16"	2
7 113- 103	BOLT - 5/16" x 1" NC hex	2
8 KOA236205	PUMP - fuel, 644 (Repairs page 21)	1
9 71- 410	SCREW - 1/4" x 5/8" NC fillister head	2
10 193- 60	LOCKWASHER - 1/4"	2
11 KO 275341	GASKET - air horn	1
12 C 18274	HOSE - fuel line, return 77"	1
13 A 72108	GASKET - fuel pump mounting, all models	1
14 C 10657	ELBOW ASSEMBLY - fuel tank	1
15 C 14690	CUSHION - fuel tank	2
16 C 18275	HOSE - fuel line 52" (644)	1
16 C 18273	HOSE - fuel line 54" (646)	1
17 C 18133	TANK - fuel	1
18 C 11529	CAP - fuel tank (Includes insert)	1
19 C 11545	INSERT - fuel cap	1
20 C 18190	STRAP - fuel tank mounting	2
21 173- 215	SCREW - 1/4 x 1/2" NC round head, machine, zinc plated	2
22 129- 504	NUT - square 1/4" NC	2

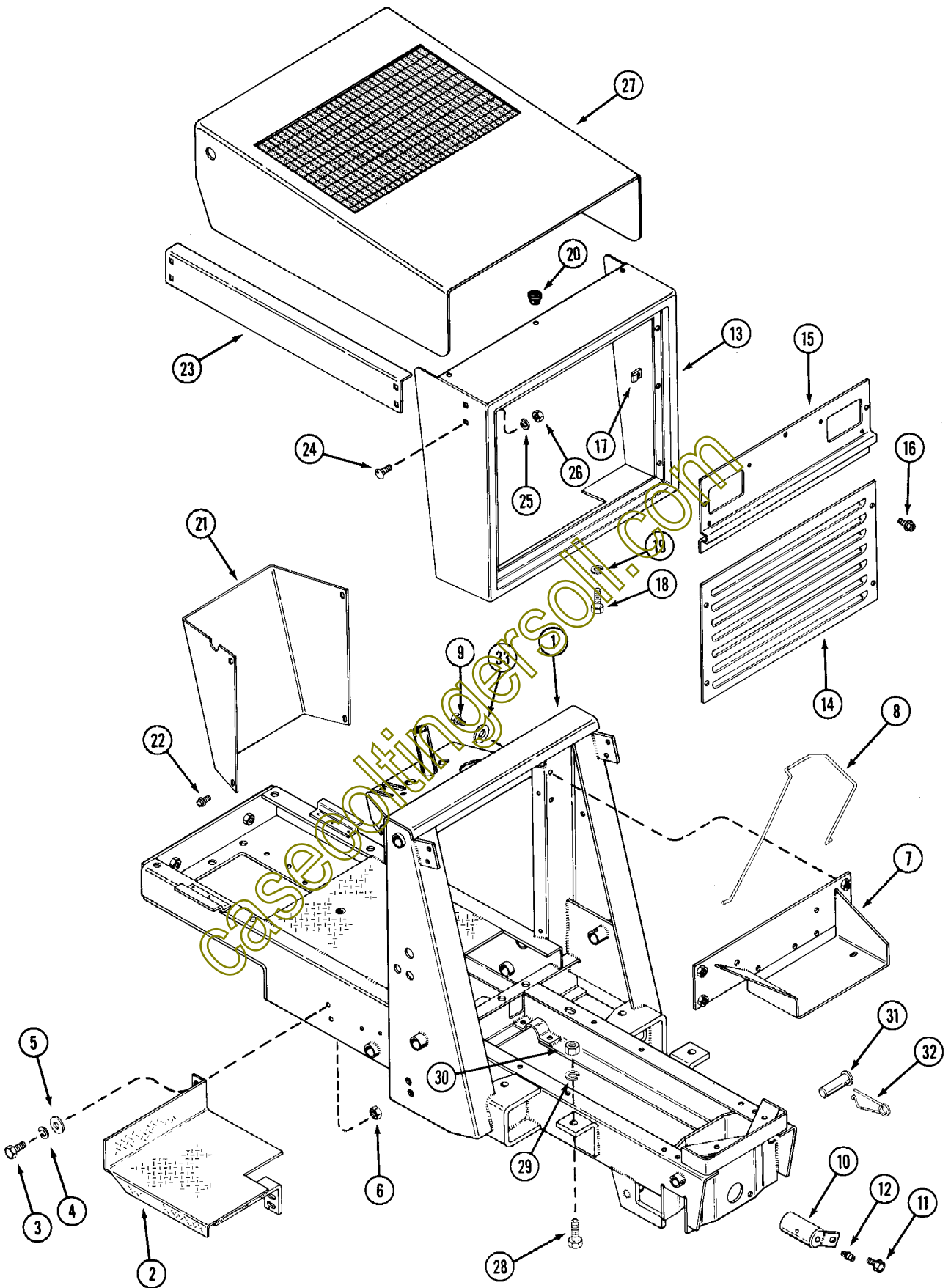
casecoltingersonline.com



CLUTCH ASSEMBLY (PTO)

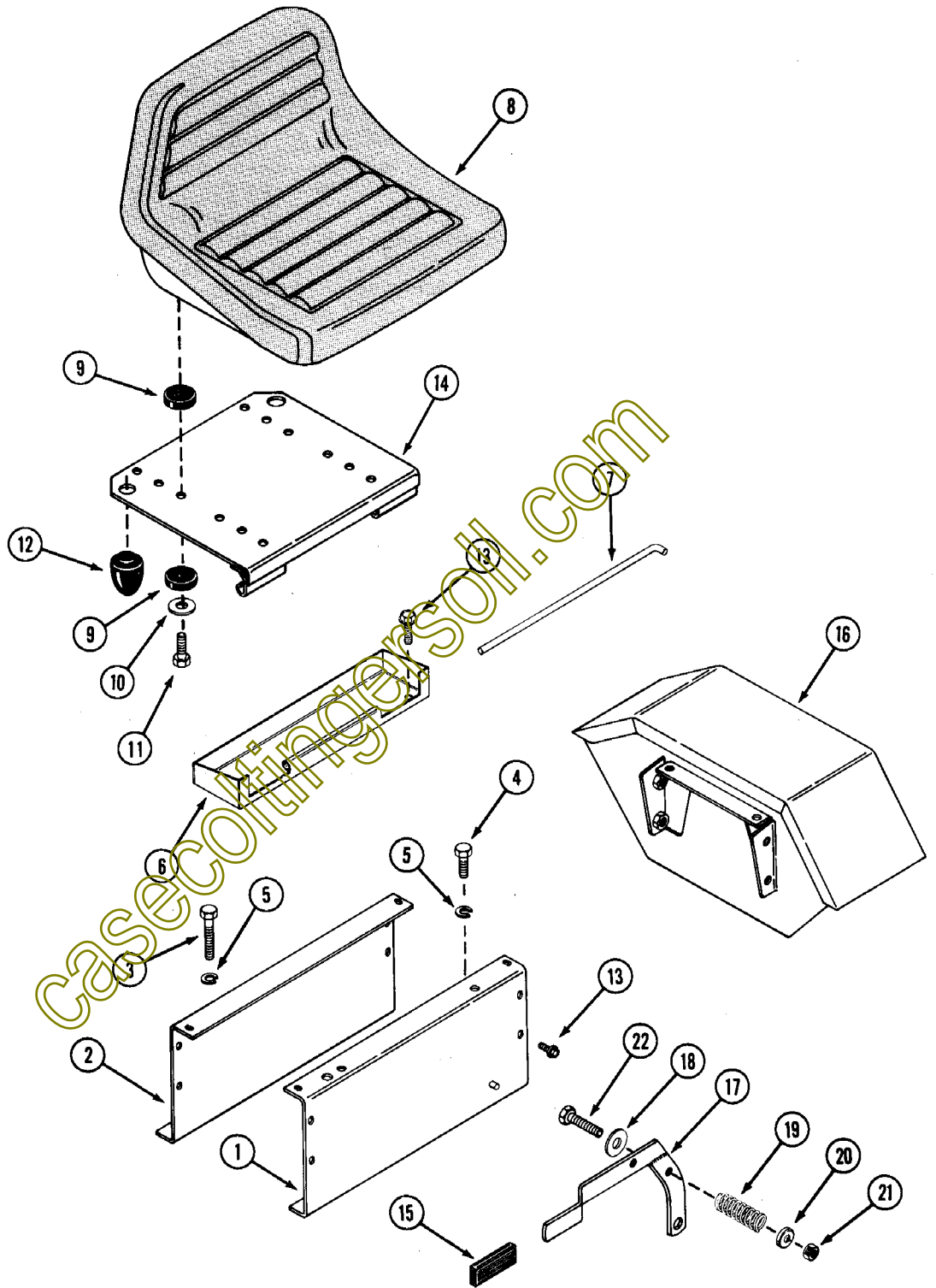
REF.	PART NO.	DESCRIPTION	REQ'D
	C 18254	CLUTCH ASSEMBLY - less screen (644)	1
	C 18255	CLUTCH ASSEMBLY - (646)	1
1	C 15721	SCREEN - grass (644)	1
2	C 18245	HUB - clutch (644)	1
3	C 15718	PLATE - clutch (644)	1
4	164- 40	SCREW - 5/16" x 3/4" NC flat head socket (644)	2
5	193- 76	LOCKWASHER - 5/16" counter sunk ext. tooth (644)	2
6	C 14291	DISC - friction	1
7	C 15515	WASHER - spring	6
8	C 15557	WASHER - spacer .050	UAR
9	C 15719	PULLEY - clutch	1
10	C 14295	BEARING - cam and pulley	3
11	C 15556	WASHER - spacer .010	UAR
12	C 14293	CAM - clutch	2
13	C 16786	SPRING - clutch	2
14	C 18243	WASHER - spacer	1
15	C 18244	SPACER - hub	1
16	O 2815N	WASHER - 17/32" (644)	1
17	C 18242	BOLT - 1/2" x 3-1/8" NC hex, L.H. thread (644)	1
18	C 17620	ARM - engaging,	1
19	C 16616	FAN - cooling (644)	1
20	113- 207	BOLT - 3/8" x 1" NC hex (644)	4
21	192- 21	LOCKWASHER - 3/8" (644)	4
22	C 17617	PLATE - clutch (646)	1
23	193- 56	LOCKWASHER - 3/8" counter sunk, ext. tooth (646)	2
24	164- 51	SCREW - 3/8" x 1" NC flat head socket (646)	2
25	C 18263	WASHER - spacer (646)	2
26	C 17618	SPACER - hub (646)	1
27	C 18291	BOLT - 7/16" x 7-1/8" NC hex (646)	1
	C 19472	KIT - stub shaft, 644	1
	C 19876	KIT - stub shaft, 646	1

casecollector.com



HOOD, FRAME AND GRILLE

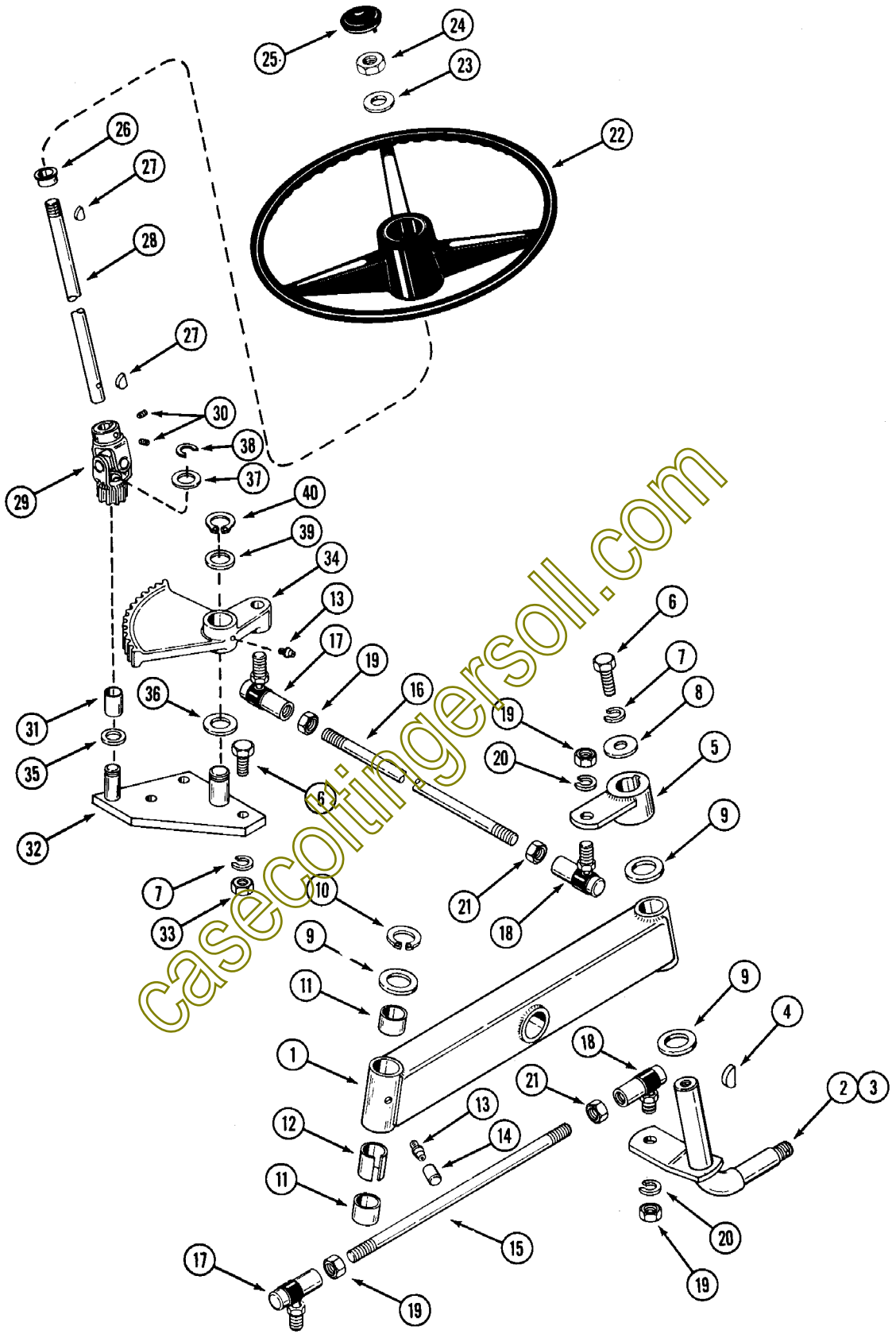
REF.	PART NO.	DESCRIPTION	REQ'D
1	C 17534	FRAME - main (644)	1
1	C 17533	FRAME - main (646)	1
2	C 17563	PAD - foot, L.H.	1
2	C 18024	PAD - foot, R.H.	1
3	113- 207	BOLT - 3/8" x 1" NC hex	8
4	192- 21	LOCKWASHER - 3/8"	8
5	195- 104	WASHER - 3/8"	4
6	129- 103	NUT - 3/8" NC hex	4
7	C 17598	TRAY - battery	1
8	C 16239	STRAP - battery hold down	1
9	113- 102	BOLT 5/16" x 3/4" NC hex	4
10	C 19018	PIN - axle pivot	1
11	187- 1046	BOLT - 3/8" NC indented hex head	1
12	219- 17	FITTING - lube	1
13	C 17657	GRILLE - frame	1
14	C 18201	GRILLE - insert	1
15	C 17656	PANEL - head light	1
16	187- 1080	BOLT - 1/4" x 1/2" NC hex slotted, black	7
17	C 17653	NUT - 1/4" tinnerman	7
18	113- 206	BOLT - 3/8" x 3/4" NC hex	2
19	192- 21	LOCKWASHER - 3/8"	2
20	C 18193	BUMPER - rubber, HOOD	3
21	C 17647	PANEL, - dash	1
22	187- 1036	BOLT - 1/4" x 1/2" NC hex self tap.	4
23	C 17662	SUPPORT - grille	2
24	111- 340	BOLT - 3/8" x 3/4" NC round head, square neck	8
25	192- 21	LOCKWASHER - 3/8"	8
26	129- 103	NUT - 3/8" NC hex	8
27	C 18003	HOOD - 644	1
27	C 18586	HOOD - (646)	1
28	113- 412	BOLT - 1/2" x 1-3/4" NC hex (engine mounting)	3
28	113- 410	BOLT - 1/2" x 1-1/2" NC hex (left front engine mounting)	1
29	192- 23	LOCKWASHER - 1/2"	3
30	129- 105	NUT - 1/2" NC hex	3
30	131- 165	NUT - lock 1/2" NC hex jam (left front engine mount)	1
31	C 18055	PIN - latch	2
32	C 10898	PIN - safety	2
33	195- 521	WASHER - 5/16"	4



SEAT, FENDERS AND TOOL TRAY


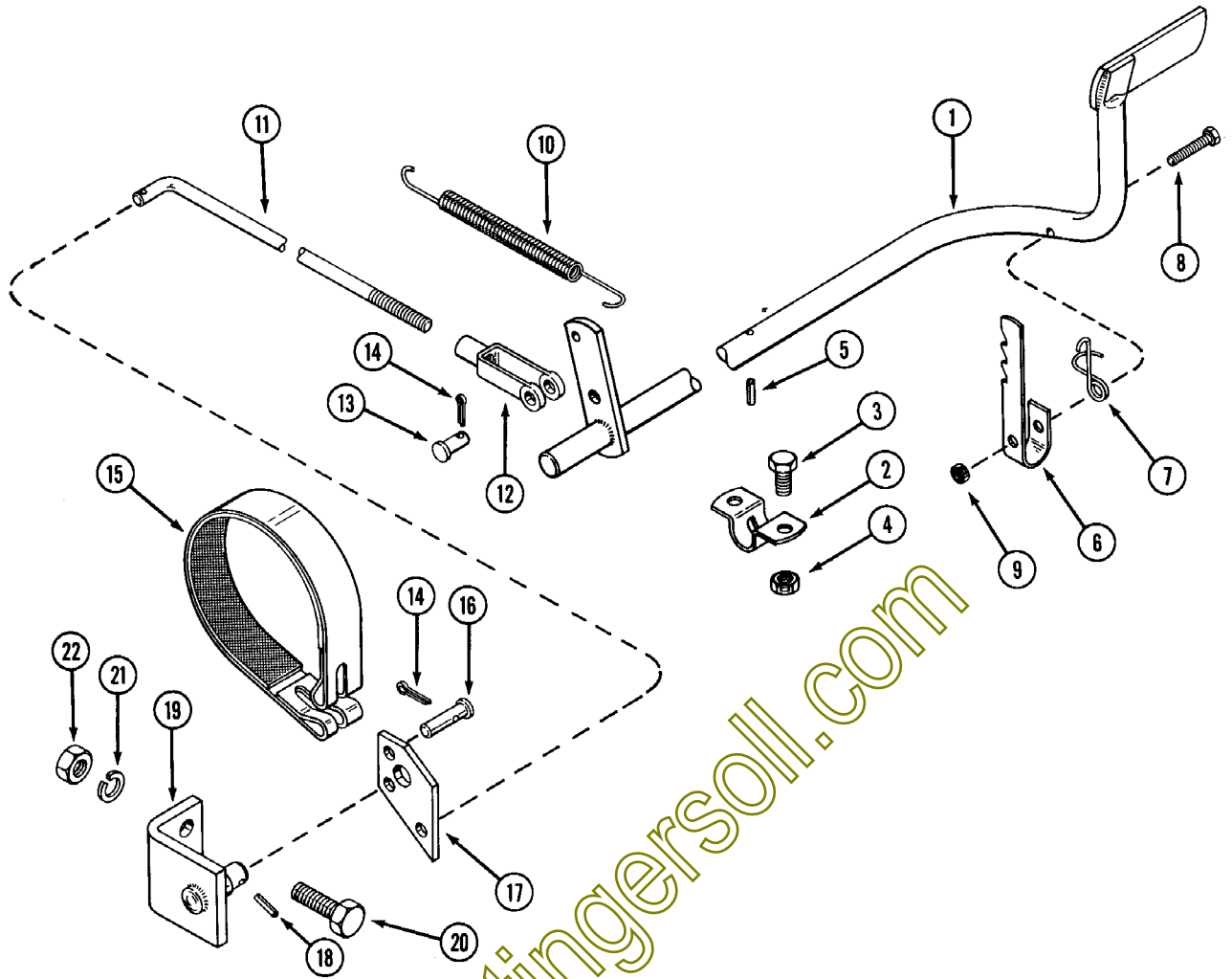
REF. PART NO.	DESCRIPTION	REQ'D
1 C 17488	SUPPORT - seat, front	1
2 C 17485	SUPPORT - seat, rear	1
3 113- 424	BOLT - 1/2" x 1" NC hex	2
4 113- 433	BOLT - 1/2" x 3/4" NC hex	2
5 192- 23	LOCKWASHER - 1/2"	4
6 C 16430	TRAY - tool	1
7 C 16429	PIN - seat hinge	1
8 C 18217	SEAT	1
9 C 15410	CUSHION - rubber	8
10 195- 2021	WASHER- 5/16" x 1-1/4" O.D.	4
11 26- 524	BOLT - 5/16" x 1-1/2" NC hex	4
12 C 14534	BUMPER - seat	2
13 121- 106	BOLT - 5/16" x 1/2" NC hex flange	14
14 C 17152	HINGE - seat	1
15 C 14728	GRIP - shift lever	1
16 C 17456	FENDER- L.H.	1
16 C 17457	FENDER- R.H.	1
17 C 17491	LEVER - shift	1
18 195- 2029	WASHER - 7/16" x 1-1/4"	1
19 C 17216	SPRING - shift lever	1
20 C 17066	WASHER - cupped	1
21 131- 178	NUT - lock 3/8" NC hex	1
22 113- 257	BOLT - 3/8" x 2-1/2" NC hex	1

casecoltingersoil.com



FRONT AXLE AND STEERING GEAR

REF.	PART NO.	DESCRIPTION	REQ'D
1	C 17296	AXLE - front	1
2	C 17399	SPINDLE - L.H.	1
3	C 17398	SPINDLE - R.H.	1
4	126- 32	KEY - 1/4" x 1-1/4" woodruff	1
5	C 17407	ARM - upper spindle	1
6	113- 417	BOLT - 1/2" x 1-3/4" NC hex	4
7	192- 23	LOCKWASHER - 1/2"	4
8	195- 536	WASHER - 9/16"	1
9	C 17684	WASHER - thrust	4
10	A 59939	RING - retaining	1
11	C 12888	BUSHING - spindle	4
12	C 18248	SPACER - bearing	2
13	219- 17	FITTING - lube	4
14	C 13106	COVER - lube fitting	4
15	C 17401	TIE ROD	1
16	C 17402	ROD - drag link	1
17	C 17404	BALL JOINT - R.H. thread	2
18	C 11501	BALL JOINT - L.H. thread	2
19	129- 127	NUT - 5/8" NF hex	6
20	192- 25	LOCKWASHER - 5/8"	4
21	129- 327	NUT - 5/8" NF hex L.H. thread	2
22	C 18014	WHEEL - steering	1
23	C 12975	WASHER - 5/8"	1
24	131- 356	NUT - lock 5/8" NC hex	1
25	C 18016	CAP - steering wheel	1
26	C 15096	BUSHING - flanged nylon	1
27	126- 16	KEY - woodruff #9	2
28	C 17572	SHAFT - steering	1
29	C 17703	JOINT - universal	1
30	178- 860	SETSCREW - 1/4" x 3/8"	2
31	C 17255	BEARING - oilite	1
32	C 17570	PLATE - steering	1
33	129- 105	NUT - 1/2" NC hex	3
34	C 17252	GEAR - steering	1
35	C 17256	BEARING - thrust, universal	1
36	C 17257	BEARING - thrust	1
37	C 17559	WASHER - 3/4", universal	1
38	O 5994-AB	RING - retaining, universal	1
39	195- 2115	WASHER - 1/2"	1
40	A 34428	RING - retaining	1

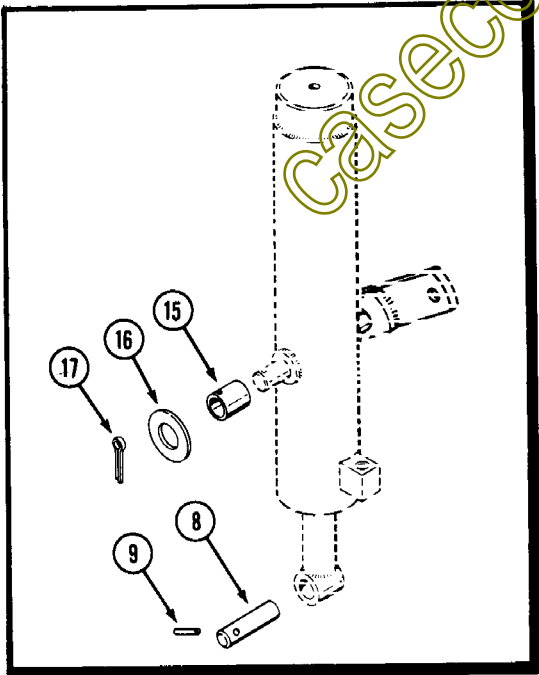
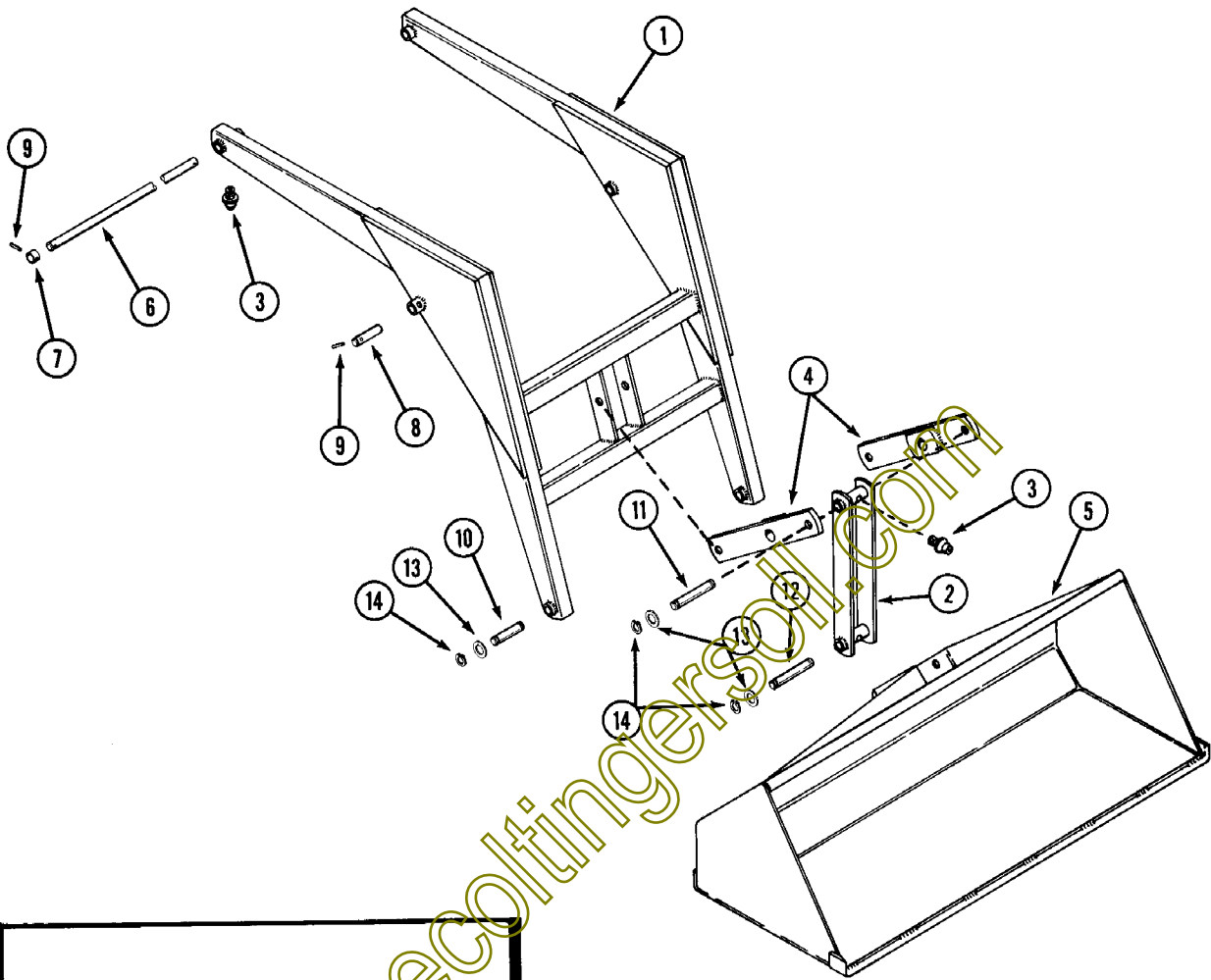


BRAKE ASSEMBLY

REF.	PART NO.	DESCRIPTION	REQ'D
1	C 18026	PEDAL - brake	1
2	C 18029	BRACKET - saddle	2
3	113- 206	BOLT - 3/8" x 3/4" NC hex	4
4	131- 178	NUT - lock 3/8" NC hex	4
5	138- 92	PIN - roll 3/16" x 3/4"	1
6	C 18105	LOCK - brake	1
7	C 17541	SPRING - brake lock	1
8	113- 5	BOLT - 1/4" x 1-1/2" NC hex	1
9	131- 1102	NUT - 1/4" NC hex	1
10	C 18278	SPRING - brake return	1
11	C 14946	ROD - brake	1
12	213- 4	CLEVIS	1
13	141- 4	PIN - clevis	1
14	132- 310	PIN - cotter 1/8" x 1"	3
15	C 14187	BAND - brake	1
16	C 13526	PIN - clevis	2
17	C 18305	ARM - actuator	1
18	138- 77	PIN - roll 5/32" x 1"	1
19	C 18306	BRACKET - pivot	1
20	113- 412	BOLT - 1/2" x 1-3/4" NC hex	2
21	192- 23	LOCKWASHER - 1/2"	2
22	129- 105	NUT - 1/2" NC hex	2

FRONT AND REAR WHEELS

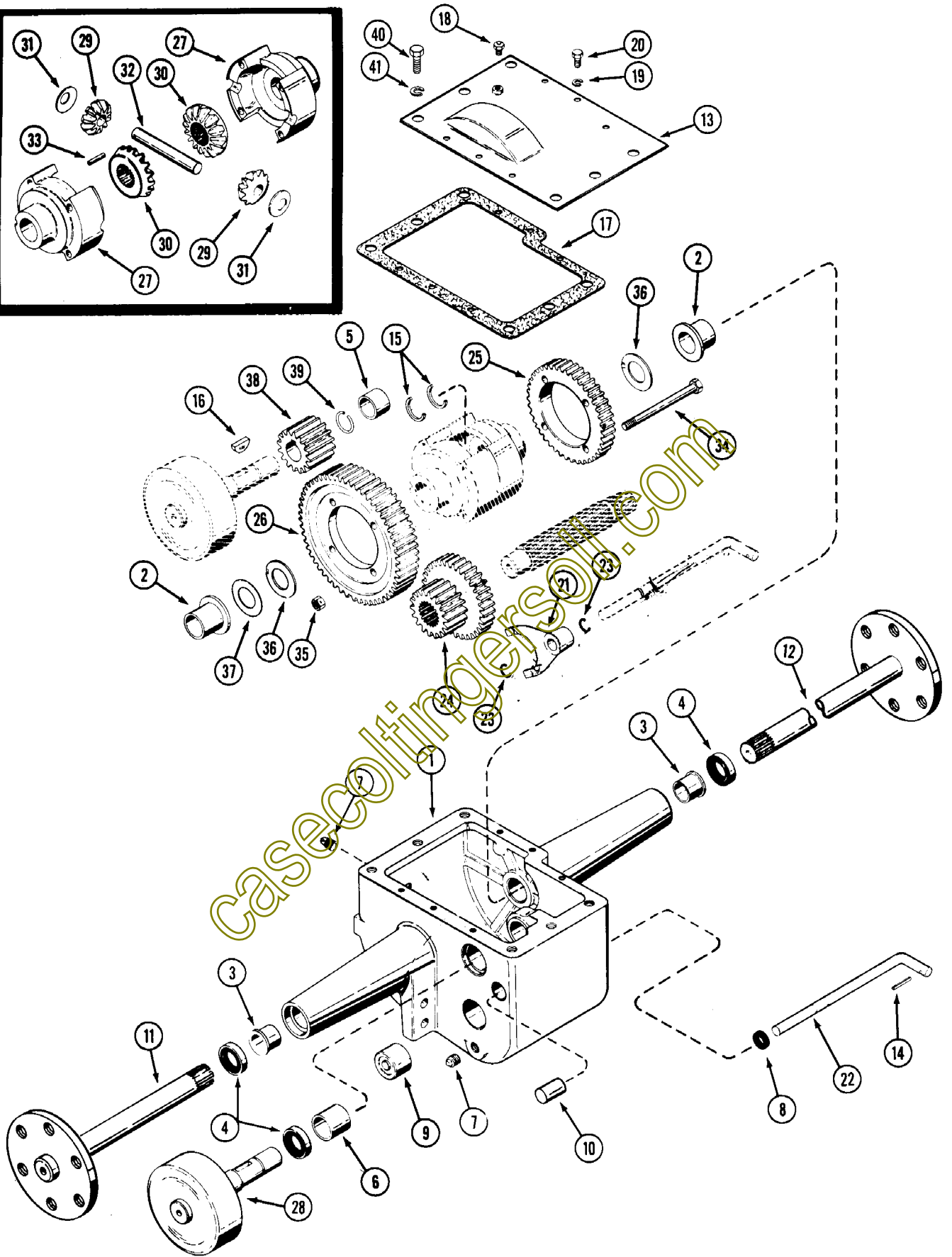
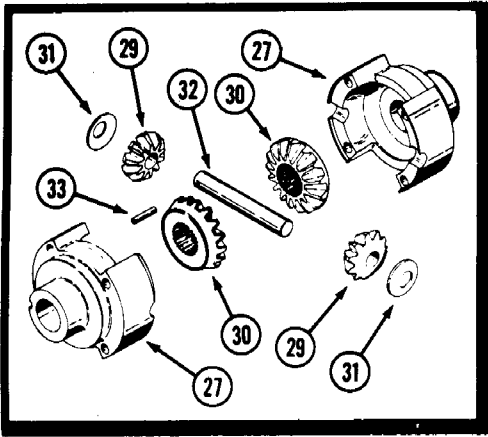
1	C 10316	WHEEL - rear	2
2	A 30064	BOLT - rear wheel	12
3	C 18299	CAP - dust	2
4	132- 49	PIN - cotter 1/8" x 1-1/8"	2
5	25- 1312	NUT - castle 3/4" NC hex	2
6	C 10822	WASHER - retaining	2
7	D 29266	CONE - bearing	4
8	T 27809	SEAL - bearing	2
9	C 18301	NUT - stud, wheel front	10
10	C 19163	HUB Assembly, includes cup and studs	2
11	D 29267	CUP - bearing	2
12	C 18300	STUD - wheel	5
13	C 18168	WHEEL - front	2



BUCKET AND ARM ASSEMBLY

REF.	PART NO.	DESCRIPTION	REQ'D
1	C 17311	ARM ASSEMBLY - bucket lift	1
2	C 17322	ARM - bucket	1
3	219- 20	FITTING - lube	4
4	C 18249	LINK - bucket cylinder	2
5	C 17328	BUCKET ASSEMBLY - loader	1
6	C 17337	ROD - arm assembly mounting	1
7	C 17987	COLLAR	2
8	C 17338	PIN - cylinder mounting	2
9	138- 2005	PIN - spiral 1/4" x 1"	5
10	C 17334	PIN - bucket mounting, 3-5/16" L.	2
11	C 17335	PIN - 4-15/16"	2
12	C 17336	PIN - 4-3/4"	1
13	195- 549	WASHER - 13/16"	10
14	A 33531	RING - retaining	10
15	C 18145	BUSHING - oilite	2
16	195- 533	WASHER - 1-1/16"	2
17	132- 71	PIN - cotter 5/32" x 1-3/8"	2

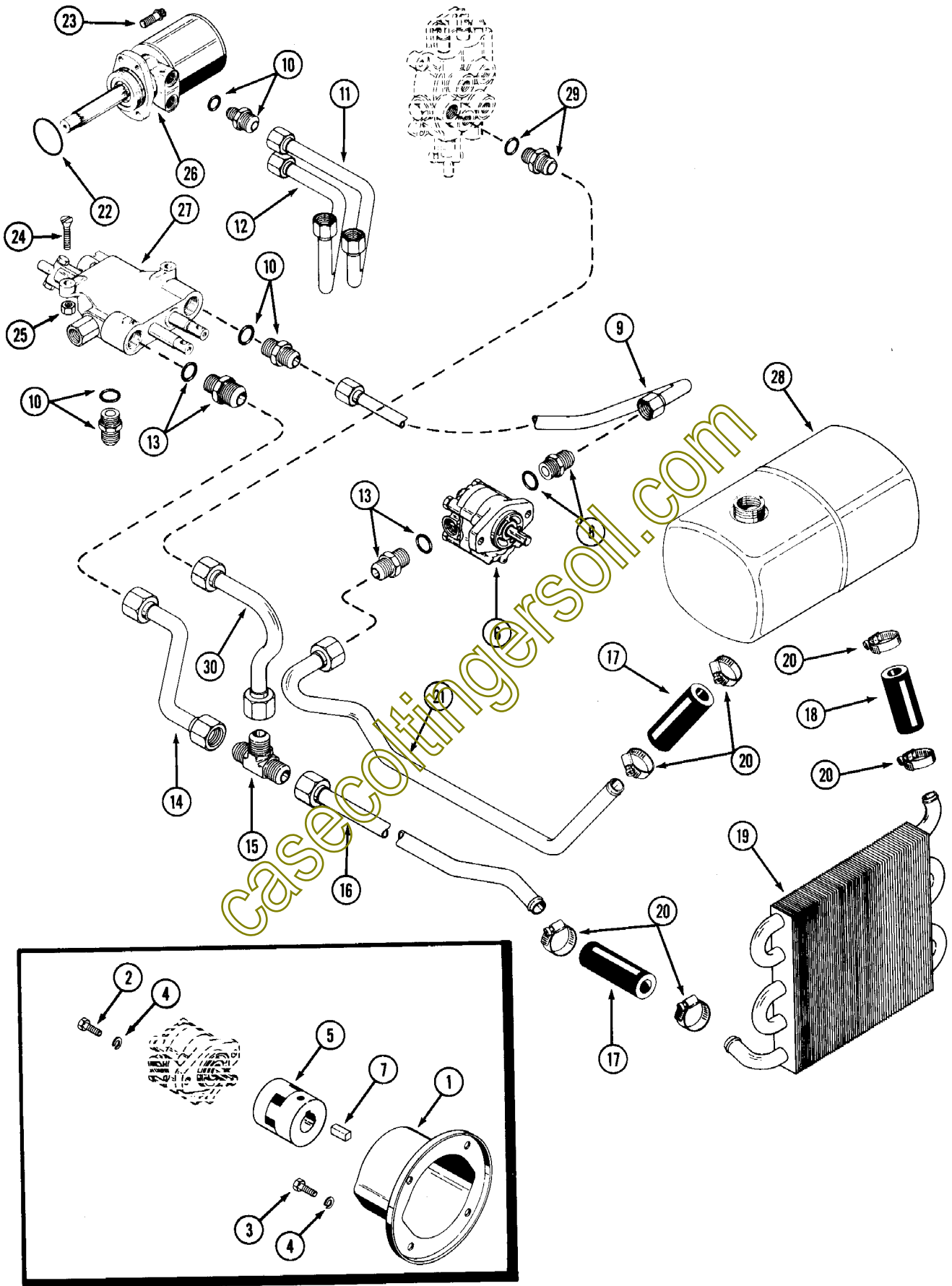
casecoltingersoll.com



TRANSMISSION AND FINAL DRIVE

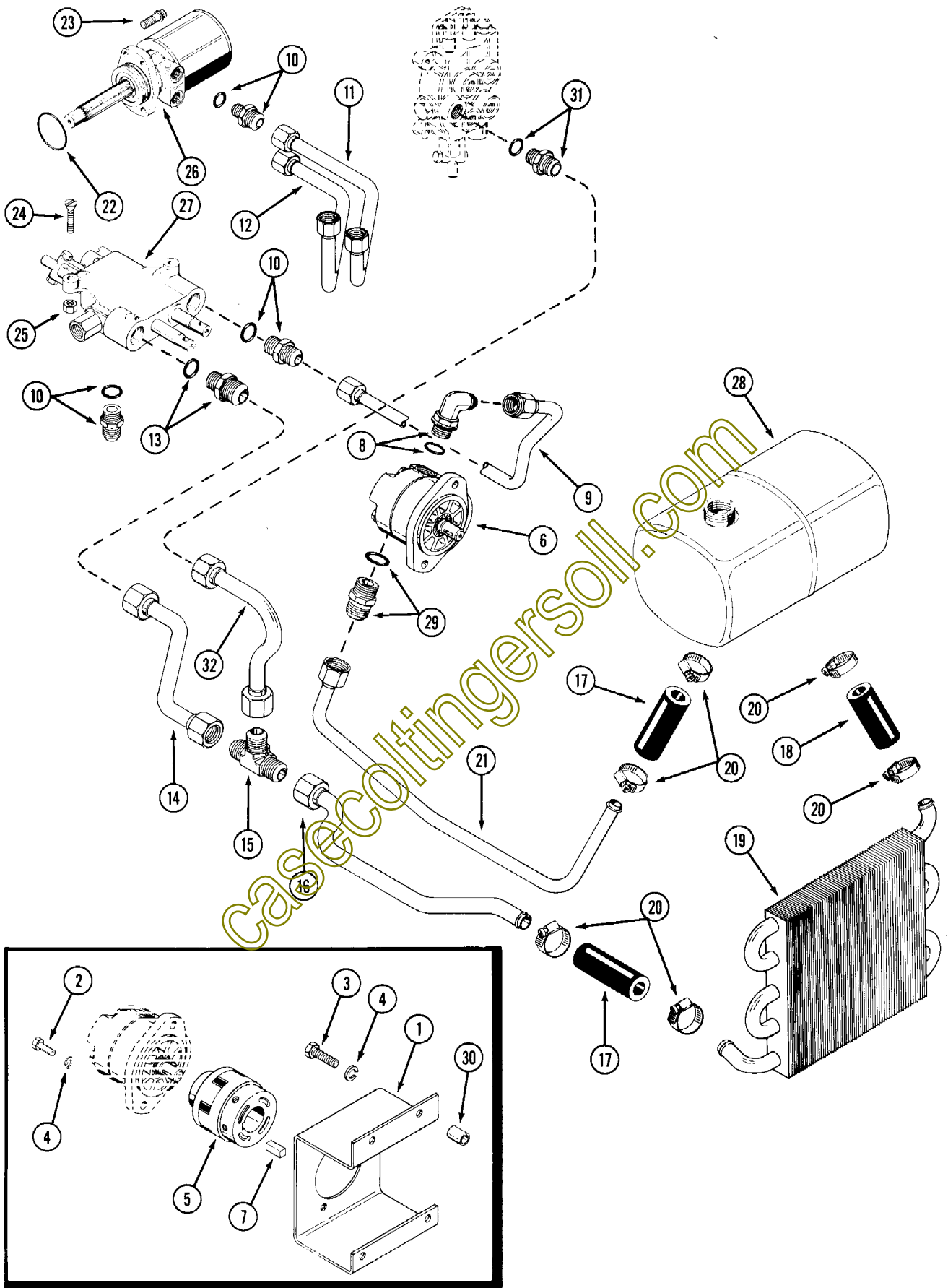
REF.	PART NO.	DESCRIPTION	REQ'D
1	C 13770	CASE - transmission	1
2	C 12713	BEARING - flanged	2
3	C 16744	BEARING - flanged	2
4	D 31945	SEAL - axle	3
5	C 13241	BEARING - sleeve	1
6	C 13385	BEARING - sleeve	1
7	221- 4	PLUG - filler and drain 1/2"	2
8	C 13266	SEAL - shift rod	1
9	C 13211	BEARING - roller	1
10	C 12723	CAP - shift rod	1
11	C 12722	SHAFT - axle, short R.H.	1
12	C 12721	SHAFT - axle, long L.H.	1
13	C 13197	COVER - transmission	1
14	138- 319	PIN - roll 3/16" x 1-1/2"	1
15	B 52144	RING - retainer, axle	2
16	126- 128	KEY - woodruff, brake idler	1
17	C 13196	GASKET - transmission cover	1
18	A 50096	BREATHER - transmission	1
19	192- 19	LOCKWASHER - 1/4"	6
20	113- 3	BOLT - 1/4" x 3/4" NC hex	6
21	C 12725	FORK - shift	1
22	C 16339	ROD - gear shift	1
23	C 14168	RING - retaining	2
24	C 14644	GEAR - cluster input	1
25	C 12551	GEAR - high 41 tooth	1
26	C 12552	GEAR - low 55 tooth	1
27	C 16295	KIT - diff. case (includes Ref. 34 & 35)	1
28	C 13261	BRAKE DRUM	1
29*		GEAR - differential pinion (order two of each, items 29 and 30)	2
30*		GEAR - differential (order two of each, items 29 and 30)	2
31	C 12559	WASHER - pinion thrust	2
32	C 12560	PIN - differential cross	1
33	R 17820	PIN - differential cross lock	1
34	C 12561	SCREW - 3/8" x 4-3/4" NC hex cap	4
35	131- 366	NUT - lock 3/8" NC hex	4
36	C 12718	WASHER - differential	2
37	C 14223	WASHER - spacer	UAR
38	C 12965	GEAR - brake idler	1
39	C 14222	RING - retainer, brake idler	1
40	113- 424	BOLT - 1/2" x 1" NC hex (transaxle mounting)	6
41	192- 23	LOCKWASHER - 1/2"	6

* Must be serviced in sets of four using two C12558 Pinion Gears and two C12557 Differential Gears.



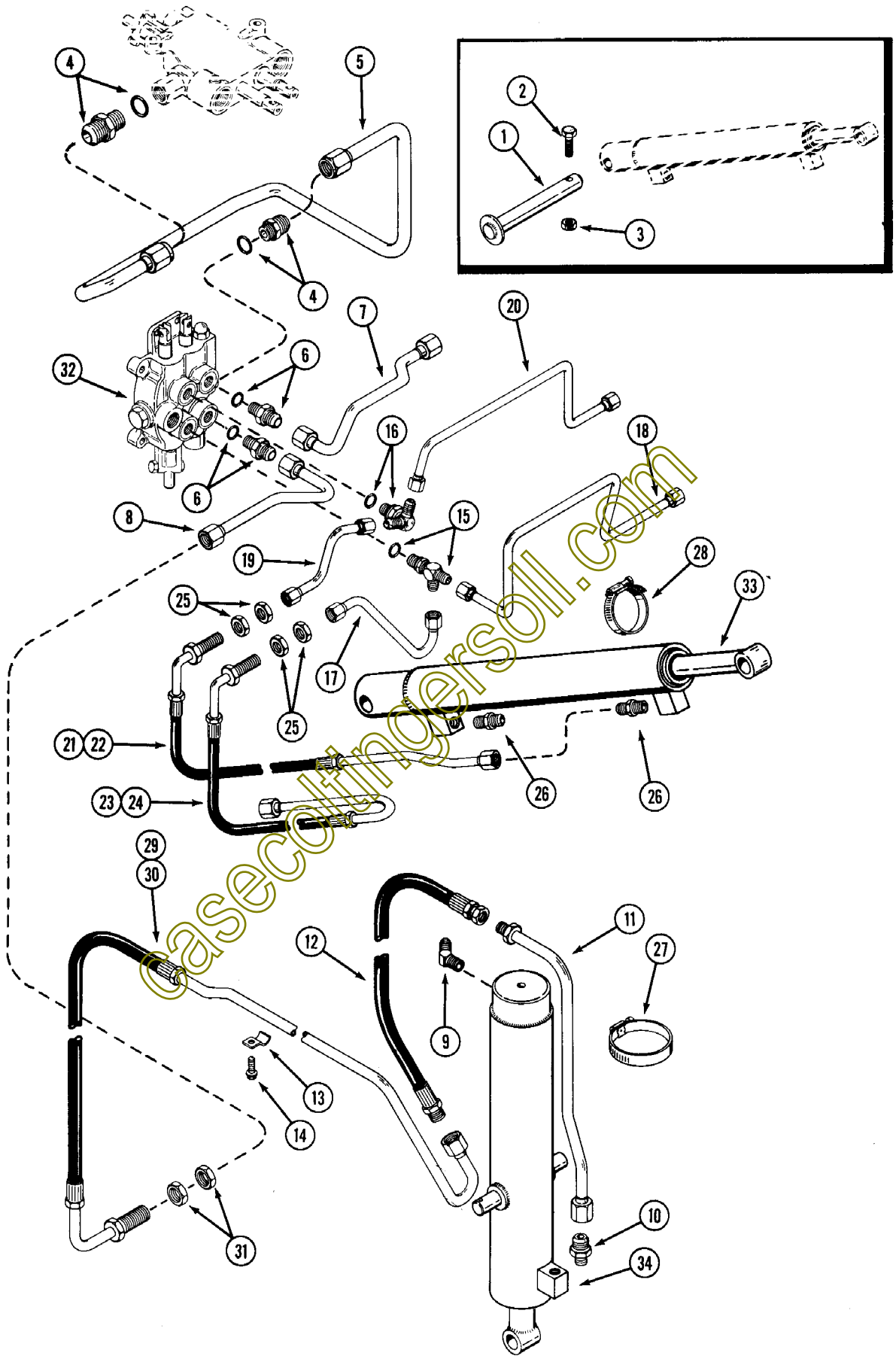
HYDRAULIC SYSTEM 644

REF.	PART NO.	DESCRIPTION	REQ'D
1	C 15335	SUPPORT - pump	1
2	114- 200	BOLT - 3/8" x 1" NF hex	2
3	113- 207	BOLT - 3/8" x 1" NC hex	4
4	192- 21	LOCKWASHER - 3/8"	6
5	C 17298	COUPLING - pump	1
6	C 15481	PUMP - hydraulic (repairs page 53)	1
7	C 17354	KEY - square	1
8	218- 5066	FITTING - pump out (includes 218-5006 "O"- ring)	1
9	C 18167	TUBE - pump to valve	1
10	C 18321	FITTING - hydraulic (includes 218-5007 "O" - ring)	5
11	C 18159	TUBE - valve to motor, upper	1
12	C 18160	TUBE - valve to motor, lower	1
13	218- 5065	FITTING - hydraulic (includes 218-5007 "O" - ring)	2
14	C 18162	TUBE - valve to tee	1
15	218- 596	TEE - 1-1/16"	1
16	C 18163	TUBE - heat exchanger to tee	1
17	C 14619	HOSE - 4"	2
18	C 14245	HOSE - 3"	
19	C 14195	EXCHANGER - heat	1
20	214- 8	CLAMP - hose	6
21	C 18289	TUBE - pump suction	1
22	A 30095	SEAL - hydraulic motor to case	1
23	166- 86	SCREW - 1/2" x 1-1/4" NC flanged 12 pt.	4
24	171- 247	SCREW - 5/16" x 1-1/4" NC, flat head machine	2
25	131- 351	NUT - lock 5/16" NC hex	2
26	C 14655	MOTOR - hydraulic drive (repairs page 55)	1
27	NSS	VALVE - hydraulic control (repairs page 49) order C 21557 kit	1
28	C 18117	RESERVOIR - oil	1
29	218- 5353	FITTING - valve, bucket (includes 218-5006 "O" - rings)	1
30	C 18161	TUBE - bucket to tee	1



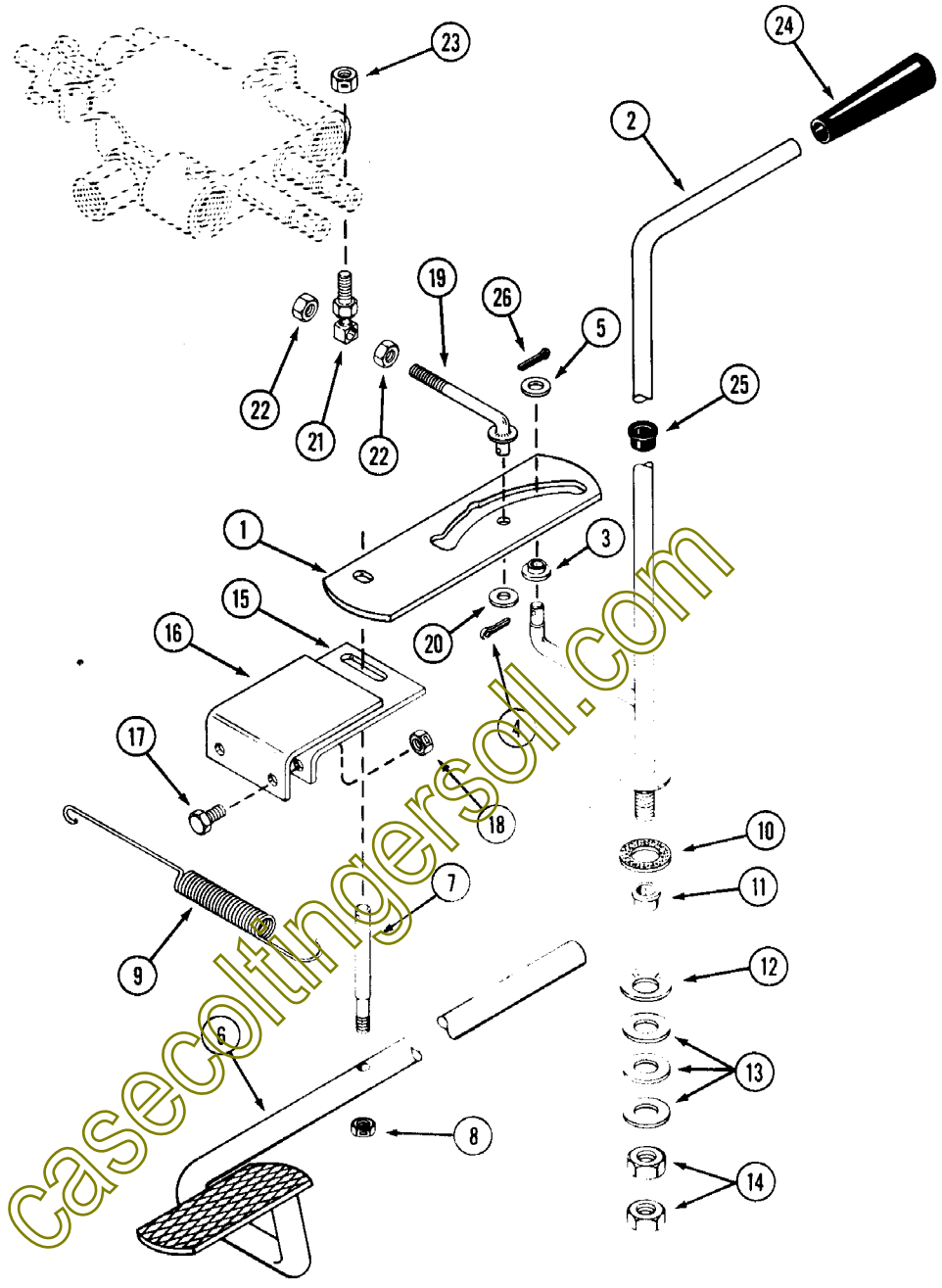
HYDRAULIC SYSTEM 646

REF.	PART NO.	DESCRIPTION	REQ'D
1	C 18064	SUPPORT - pump	1
2	114- 200	BOLT - 3/8" x 1" NF hex	2
3	113- 209	BOLT - 3/8" x 1-1/2" NC hex	4
4	192- 21	LOCKWASHER - 3/8"	6
5	C 18235	COUPLING - pump	1
6	C 17894	PUMP - hydraulic (repairs page 53)	1
7	T 27067	KEY - square	1
8	218- 5107	FITTING - 90° pump out (includes 218-5007 "O" - ring)	1
9	C 18167	TUBE - pump to valve	1
10	C 18321	FITTING - hydraulic (includes 218-5007 "O" - ring)	5
11	C 18159	TUBE - valve to motor, upper	1
12	C 18160	TUBE - valve to motor, lower	1
13	218- 5065	FITTING - hydraulic (includes 218-5007 "O" - ring)	1
14	C 18162	TUBE - valve to tee	1
15	218- 596	TEE - 1-1/16"	1
16	C 18177	TUBE - heat exchanger to tee	1
17	C 14619	HOSE - 4"	2
18	C 14245	HOSE - 3"	1
19	C 14195	EXCHANGER - heat	1
20	214- 8	CLAMP - hose	6
21	C 18180	TUBE - pump suction	1
22	A 30095	SEAL - hydraulic motor to case	1
23	166- 86	SCREW - 1/2" x 1-1/4" NC flanged 12 pt.	4
24	171- 247	SCREW - 5/16" x 1-1/4" NC, flat head machine	2
25	131- 351	NUT - lock 5/16" NC hex	2
26	C 14655	MOTOR - hydraulic drive (repairs page 55)	1
27	NSS	VALVE - hydraulic control (repairs page 49) order C 21557 kit	1
28	C 18117	RESERVOIR - oil	1
29	218- 5008	FITTING - pump suction (includes 218-"O" - ring)	1
30	C 17622	SPACER - pump support	4
31	218- 5353	FITTING - valve, bucket (includes 218-5006 "O" - ring)	1
32	C 18161	TUBE - bucket valve to tee	1



HYDRAULIC SYSTEM-BUCKET CONTROL

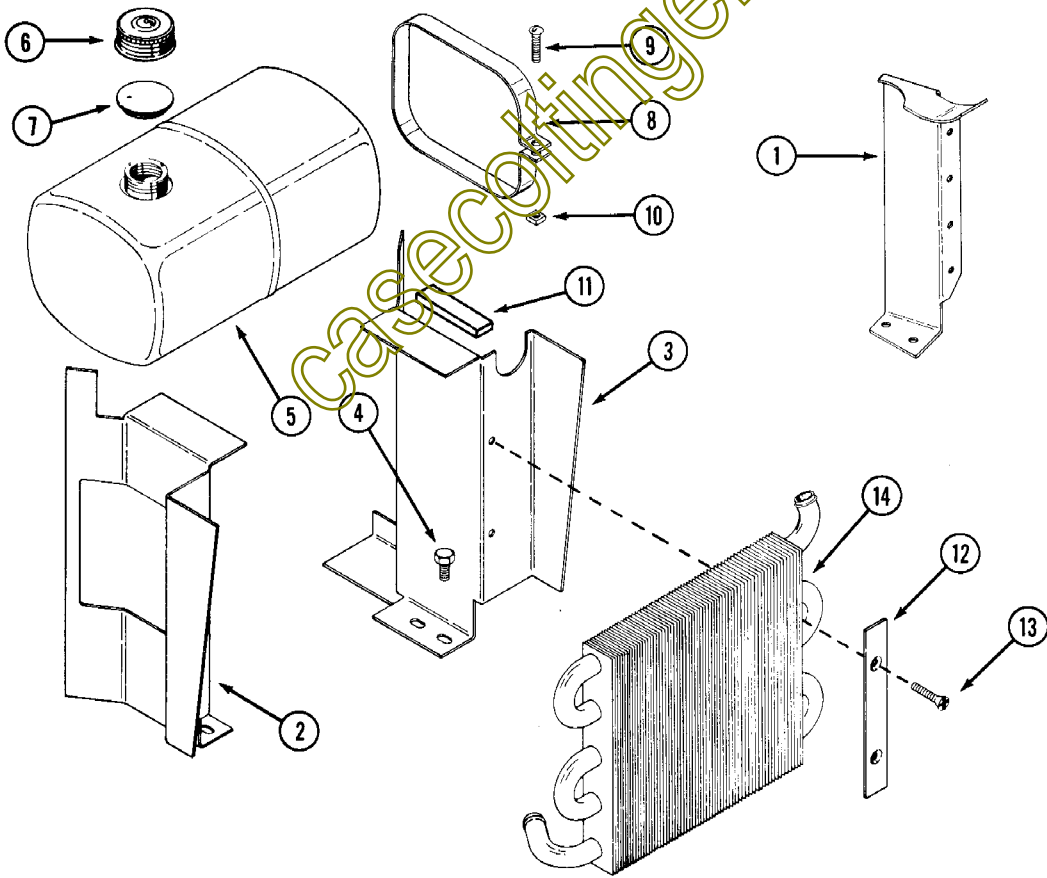
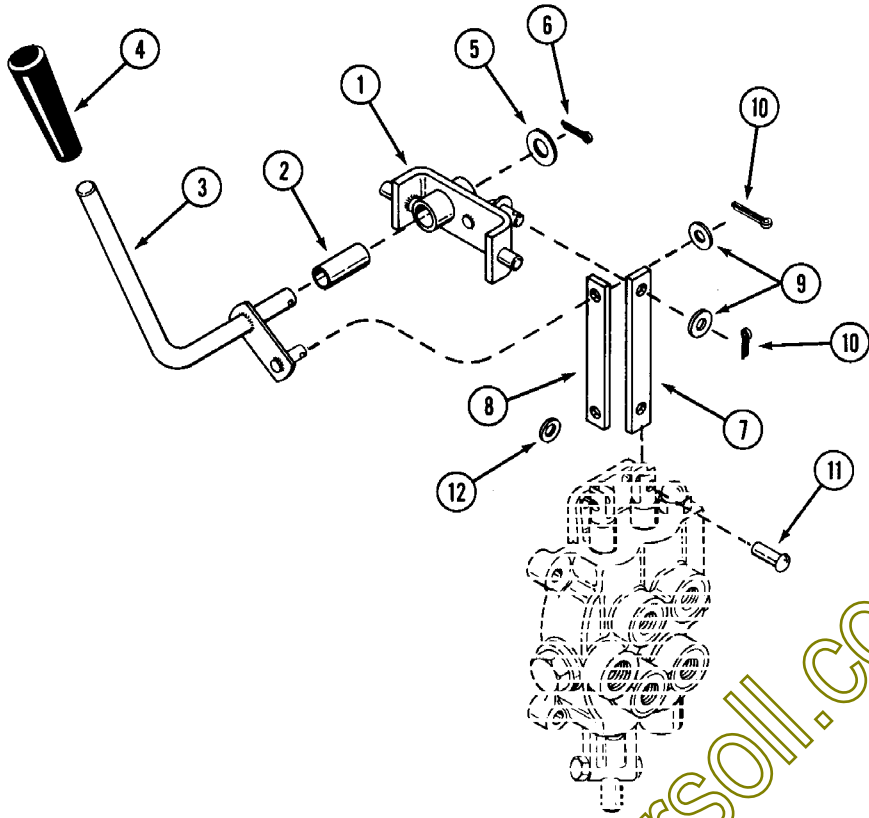
REF.	PART NO.	DESCRIPTION	REQ'D
1	C 17714	PIN - cylinder mounting	2
2	113- 122	BOLT - 5/16" x 1-1/2" NC hex	2
3	131- 173	NUT - lock 5/16"	2
4	218- 5066	FITTING - hydraulic (includes 218-5006 "O" - ring)	2
5	C 18175	TUBE - valve to bucket valve	1
6	218- 5351	FITTING - hydraulic, bucket valve (includes 218-5005 "O" - ring)	2
7	C 18170	TUBE - bucket valve to left bulkhead	1
8	C 18171	TUBE - bucket valve to right bulkhead	1
9	218- 533	FITTING - 45°, bucket cylinder	1
10	218- 455	FITTING - straight, bucket cylinder	1
11	C 18164	TUBE - bucket cylinder	1
12	C 18156	HOSE - bucket, cylinder	2
13	C 18304	CLIP - hose tube mounting	4
14	187- 1036	SCREW - clip mounting	4
15	218- 5243	TEE - bucket valve, (includes 218-5005 "O" - ring)	1
16	C 18295	FITTING - special 45° (includes 218-5005 "O" - ring)	1
17	C 18169	TUBE - bucket valve to right front bulkhead	1
18	C 18176	TUBE - bucket valve to left front bulkhead	1
19	C 18168	TUBE - bucket valve to right rear bulkhead	1
20	C 18174	TUBE - bucket valve to left front bulkhead	1
21	C 18166	HOSE TUBE - left rear to lift arm cylinder, rod end	1
22	C 18157	HOSE TUBE - right rear to lift arm cylinder, rod end	1
23	C 18165	HOSE TUBE - right front to lift arm cylinder, foot end	1
24	C 18158	HOSE TUBE - left front to lift arm cylinder, foot end	1
25	218- 1254	NUT - jam 9/16"	8
26	218- 443	FITTING - lift arm cylinder	4
27	214- 262	CLAMP - hose, large	1
28	214- 260	CLAMP - hose, small	2
29	C 18172	HOSE TUBE - bucket cylinder, top left	1
30	C 18173	HOSE TUBE - bucket cylinder, top right	1
31	218- 1255	NUT - jam 3/4"	4
32	C 18179	VALVE - bucket control (repairs page 49)	1
33	C 11527	CYLINDER - lift arm (repairs page 55)	2
34	C 11528	CYLINDER - bucket (repairs page 55)	1



DIRECTION CONTROL

REF.	PART NO.	DESCRIPTION	REQ'D
1	C 17555	ARM - control	1
2	C 17569	LEVER - direction control	1
3	C 16898	FOLLOWER - cam	1
4	132- 320	PIN - cotter 3/32" x 3/4"	1
5	195- 520	WASHER - 5/16"	1
6	C 18310	PEDAL - motion control	1
7	C 17553	ROD - pedal control	1
8	129- 102	NUT - lock 5/16" NC hex	1
9	C 18277	SPRING - pedal return	1
10	C 17551	DISC - friction	1
11	C 12127	BUSHING - nylon	1
12	C 18391	WASHER - spring	1
13	195- 541	WASHER - 5/8"	3
14	129- 145	NUT - 1/2" NC hex	2
15	C 17552	BRACKET - valve control	1
16	C 18012	BRACKET - guide	1
17	113- 103	BOLT - 5/16" x 1" NC hex	2
18	131- 176	NUT - 5/16" NC hex	2
19	C 17557	ROD - valve control	1
20	195- 102	WASHER	1
21	C 16683	BALL JOINT	1
22	129- 102	NUT - 5/16" NC hex	2
23	131- 176	NUT - lock 5/16" NC hex	1
24	A 37247	KNOB - control lever	1
25	C 12093	BUSHING - flip lok	1
26	132- 46	PIN - cotter 1/8" x 3/4"	1

casecoltingersoil.com

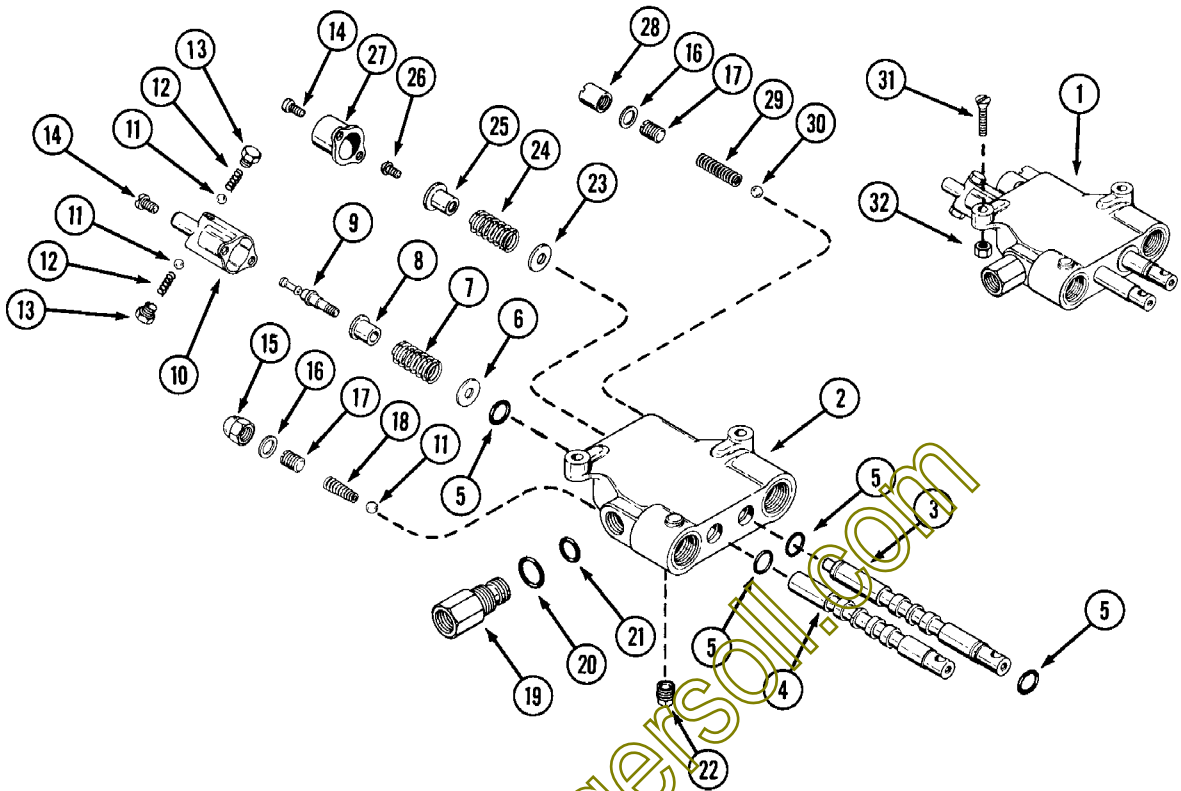


BUCKET CONTROLS

REF.	PART NO.	DESCRIPTION	REQ'D
1	C 17594	BRACKET - pivot	1
2	C 16714	BUSHING - pivot bracket	1
3	C 17596	LEVER - bucket control	1
4	A 37247	KNOB - lever, bucket control	1
5	195- 533	WASHER - 1/2"	1
6	132- 321	PIN - cotter 1/8" x 1"	1
7	C 17587	LINK - valve 4"	1
8	C 17588	LINK - valve 3-3/4"	1
9	195- 521	WASHER - 5/16"	2
10	132- 320	PIN - cotter 3/32" x 3/4"	2
11	C 12932	PIN	2
12	C 18845	RETAINER	2

HYDRAULIC RESERVOIR MOUNTING

1	C 18000	SUPPORT - reservoir R.H. (644)	1
1	C 18001	SUPPORT - reservoir L.H. (644)	1
2	C 18125	SUPPORT - reservoir R.H. (646)	1
3	C 18126	SUPPORT - reservoir L.H. (646)	1
4	113- 118	BOLT - 5/16" x 5/8" NC hex	4
5	C 18117	RESERVOIR - hydraulic oil	1
6	C 11529	CAP - reservoir with insert	1
7	C 11545	INSERT - reservoir cap	1
8	A 70100	STRAP - reservoir mounting	2
9	173- 215	SCREW - 1/4" x 1-1/4" round head machine	2
10	129- 504	NUT - 1/4" NC hex	2
11	C 14690	CUSHION - reservoir	2
12	C 14246	BRACKET - heat exchanger mounting	2
13	187- 1251	SCREW - 1/4" x 1-1/4" NC flat head phillips	4
14	C 14195	EXCHANGER - heat	1



casecoltingers.com

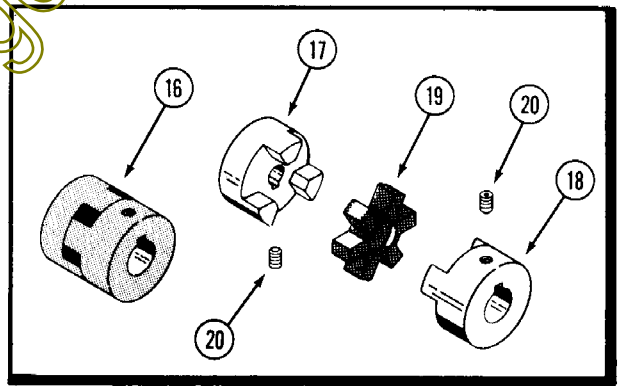
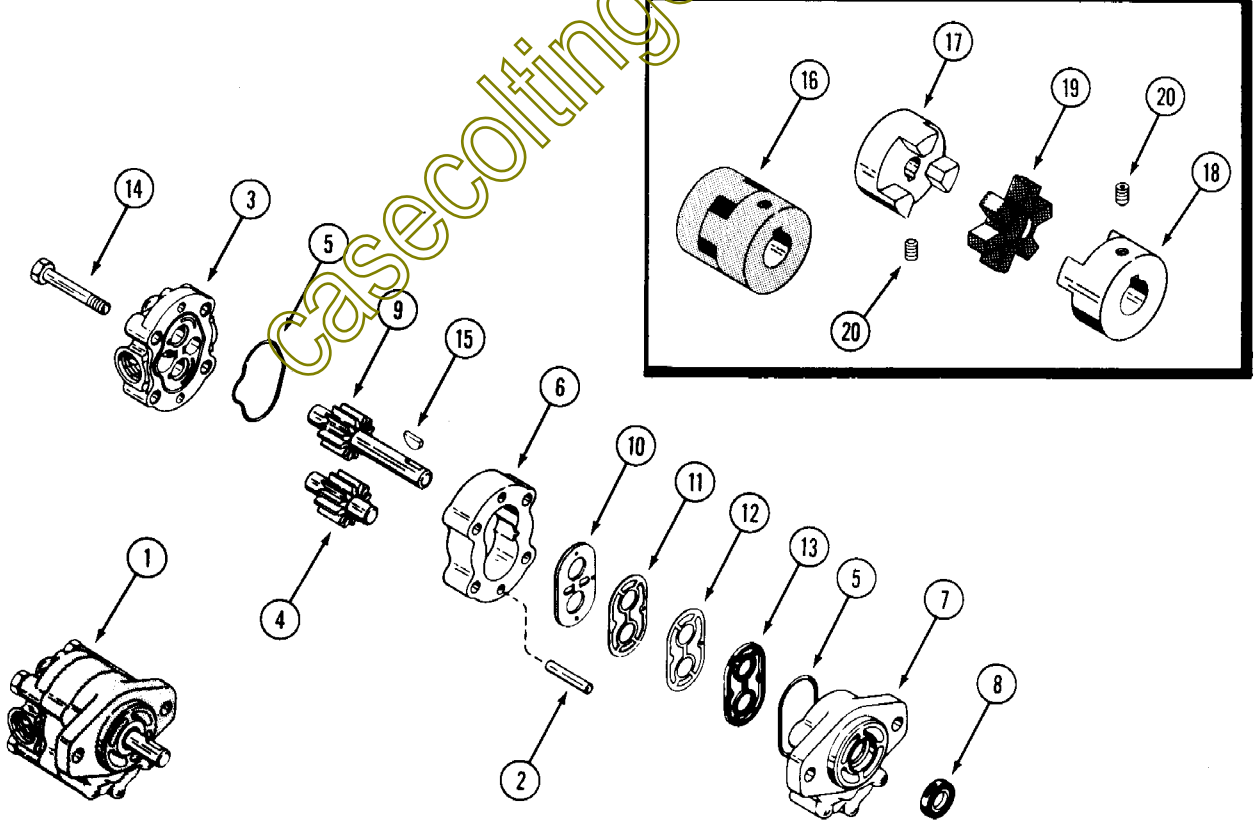
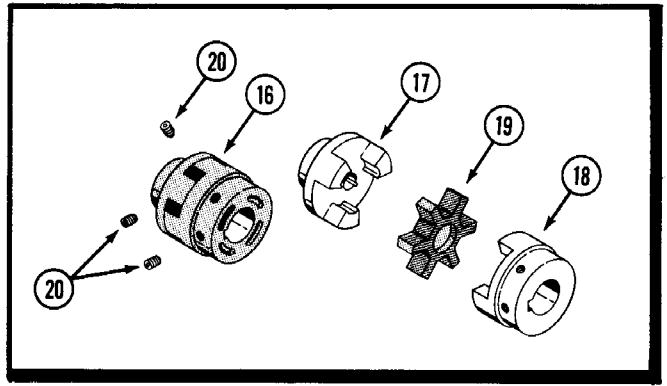
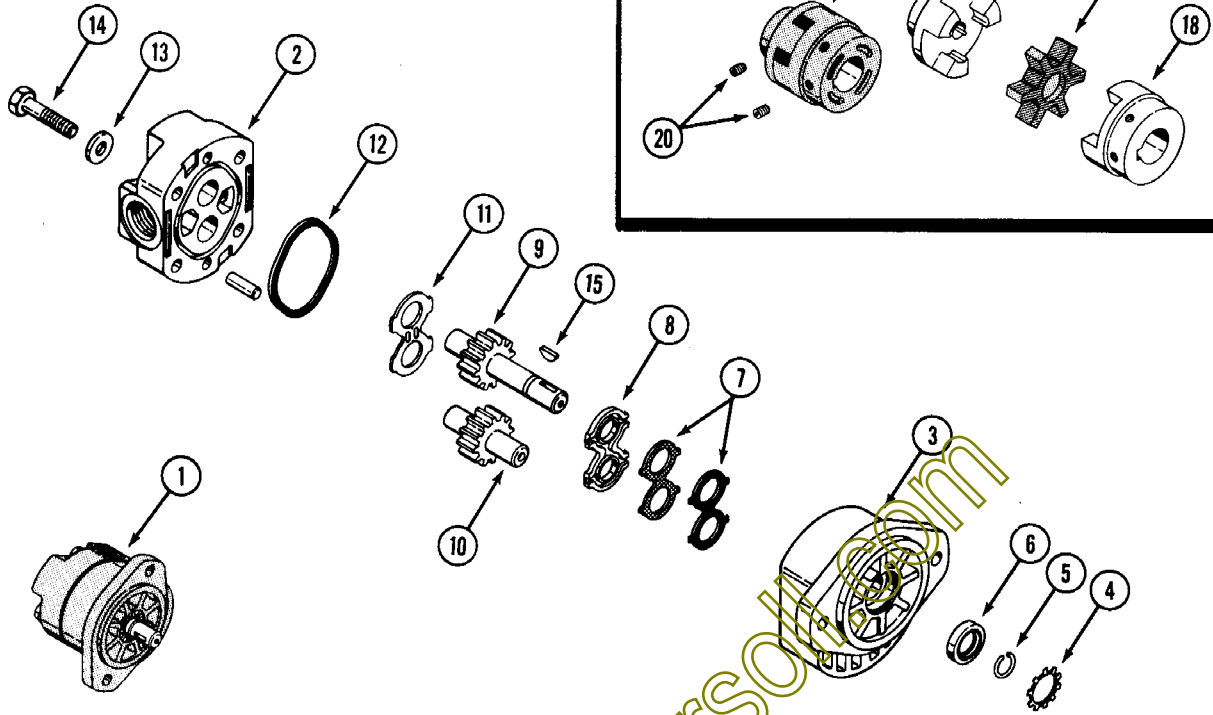
HYDRAULIC CONTROL VALVE - TRACTOR

REF.	PART NO.	DESCRIPTION	REQ'D
1	NSS	VALVE - tractor control (order C 21557 kit below)	1
2	NSS	BODY - valve	1
3	NSS	SPOOL - valve	1
4	NSS	SPOOL - valve	1
5	A 7982	SEAL - "O" ring, spool	4
6	C 17440	WASHER -	1
7	D 59376	SPRING - detent	1
8	C 13200	SPACER	1
9	C 17439	DETENT - spool	1
10	C 17438	COVER - detent	1
11	211- 7	BALL - steel 1/4"	3
12	C 17444	SPRING - detent	2
13	C 17443	SCREW - detent, cap	2
14	169- 114	SCREW - cover	4
15	129- 531	CAP - relief adjust	1
16	C 17435	GASKET - relief adjust cap	2
17	C 17433	SCREW - relief adjust	2
18	C 17445	SPRING - relief	1
19	C 18852	BUSHING - power beyond	1
20	218- 5007	SEAL - "O" ring, bushing	1
21	A 30097	SEAL - "O" ring	1
22	221- 841	PLUG - pipe 1/4"	1
23	195- 521	WASHER - return	1
24	C 18850	SPRING - return	1
25	C 18853	SPACER	1
26	193- 524	SCREW - with lockwasher	1
27	C 18847	COVER - return	1
28	C 18854	CAP - relief adjust	1
29	C 17432	SPRING - relief	1
30	211- 9	BALL - steel 5/16"	1
31	171- 247	SCREW - valve mounting 5/16" x 1-1/4" flat head machine	2
32	131- 351	NUT - 5/16" NC hex	2
	C 21557	KIT - valve, hydraulic, includes:	1
	C 21497	VALVE - hydraulic	1
	C 19220	ROD - valve, direction control	1
	C 19384	ROD - valve, lift control	1
	C 19025	BALL JOINT	2
	195- 102	WASHER - 1/4"	2
	132- 320	PIN - cotter - 3/32 x 3/4"	2
	129- 122	NUT - 5/16" NF hex	2
	192- 20	LOCKWASHER - 5/16"	2

HYDRAULIC CONTROL VALVE - BUCKET

REF. PART NO.	DESCRIPTION	REQ'D
1 C 18179	VALVE - bucket control	1
2 NSS	BODY - valve (order C18179 valve)	1
3 NSS	SPOOL - valve (order C18179 valve)	1
4 NSS	SPOOL - valve (order C18179 valve)	1
5 A 7982	SEAL - "O" ring, spool	2
6 D 40816	SEAL - "O" ring, spool	2
7 221- 843	PLUG - 3/8"	1
8 C 17432	SPRING - relief	1
9 211- 9	BALL - steel 5/16"	1
10 C 17433	SCREW - relief adjust	1
11 C 17435	GASKET - adjust screw	1
12 129- 531	CAP - adjust screw	1
13 169- 114	SCREW - cover	4
14 C 17440	WASHER	1
15 C 17441	SPRING - return	1
16 C 13200	SPACER - detent	1
17 C 17439	DETENT - spool	1
18 C 17438	COVER - detent	1
19 211- 7	BALL - steel 1/4"	2
20 C 17444	SPRING - detent	2
21 C 17443	SCREW - detent	2
22 195- 521	WASHER	1
23 C 18850	SPRING - return	1
24 C 13200	SPACER	1
25 195- 510	WASHER	1
26 193- 524	SCREW	1
27 C 18847	COVER - centering	1
28 113- 17	BOLT - valve mounting 1/4" x 1-1/4" NC hex	3
29 131- 1102	NUT - lock 1/4" NC hex	3

casecolting.com

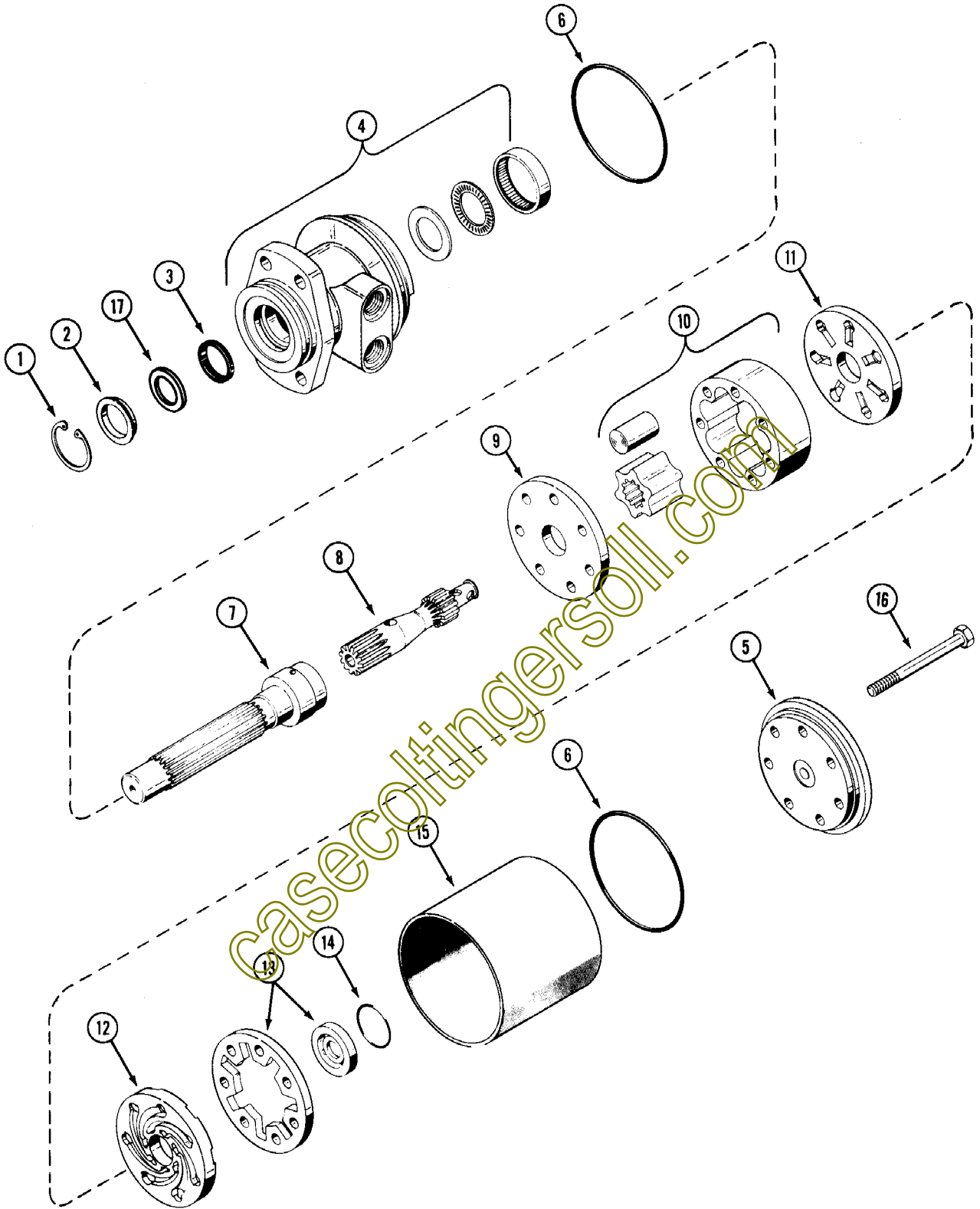


HYDRAULIC PUMP AND COUPLING - 646

REF.	PART NO.	DESCRIPTION	REQ'D
1	C 17894	PUMP - hydraulic	1
2	C 18759	BODY - pump	1
3	C 18760	COVER - pump	1
4	C 18767	RING - retaining, external tooth	1
5	C 18768	RING - snap	1
6	C 18766	SEAL - oil	1
7	C 18764	SEAL - pressure load	1
8	C 18763	PLATE - wear	1
9	C 18761	GEAR - drive	1
10	C 18762	GEAR - driven	1
11	C 18765	PLATE - thrust	1
12	C 18769	SEAL - gasket	1
13	A 72000	WASHER -	4
14	113- 274	BOLT	4
15	126- 112	KEY - woodruff	2
16	C 18235	COUPLING - pump, (646)	2
17	NSS	HUB - (order C18235)	1
18	NSS	HUB - (order C18235)	1
19	C 18258	SPIDER - coupling	1
20	178- 858	SCREW - set 5/16" x 5/16"	4

HYDRAULIC PUMP AND COUPLING - 644

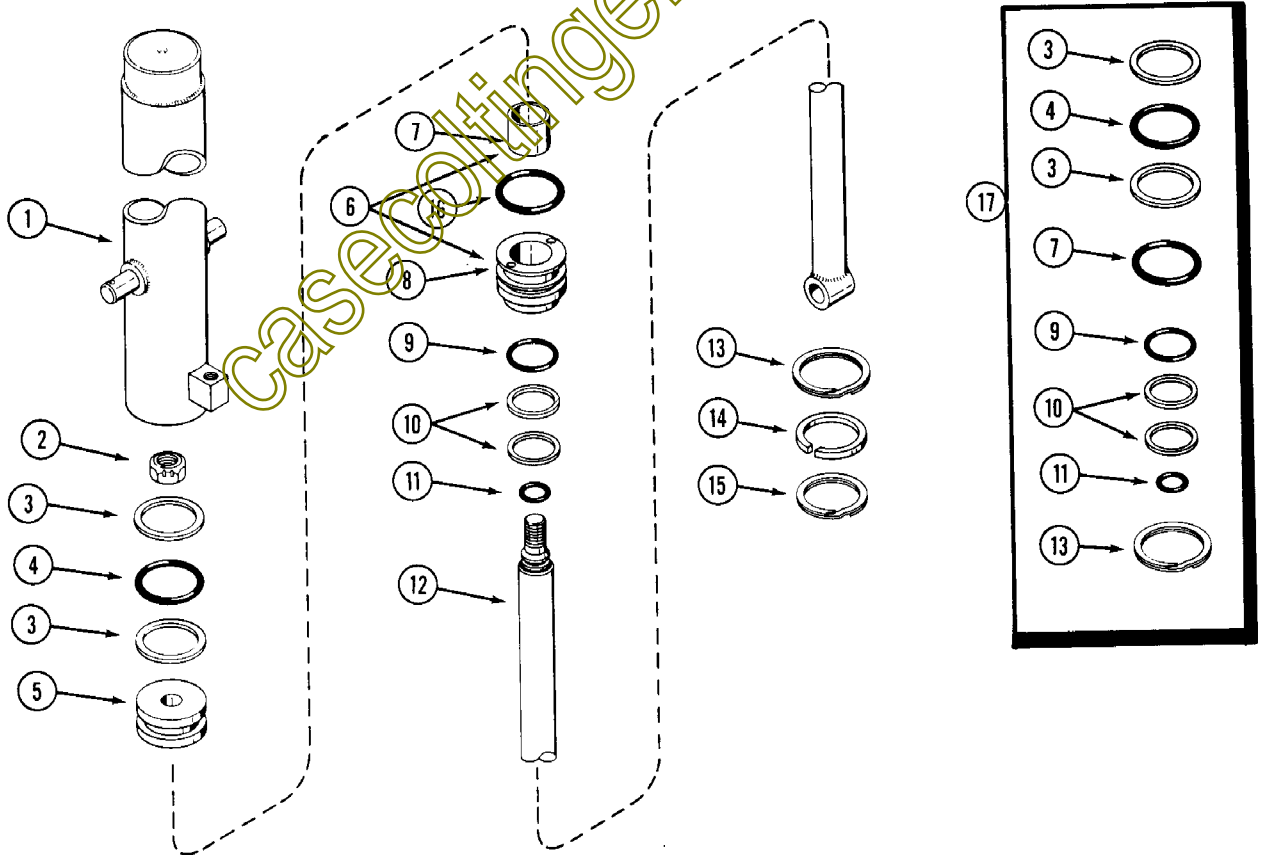
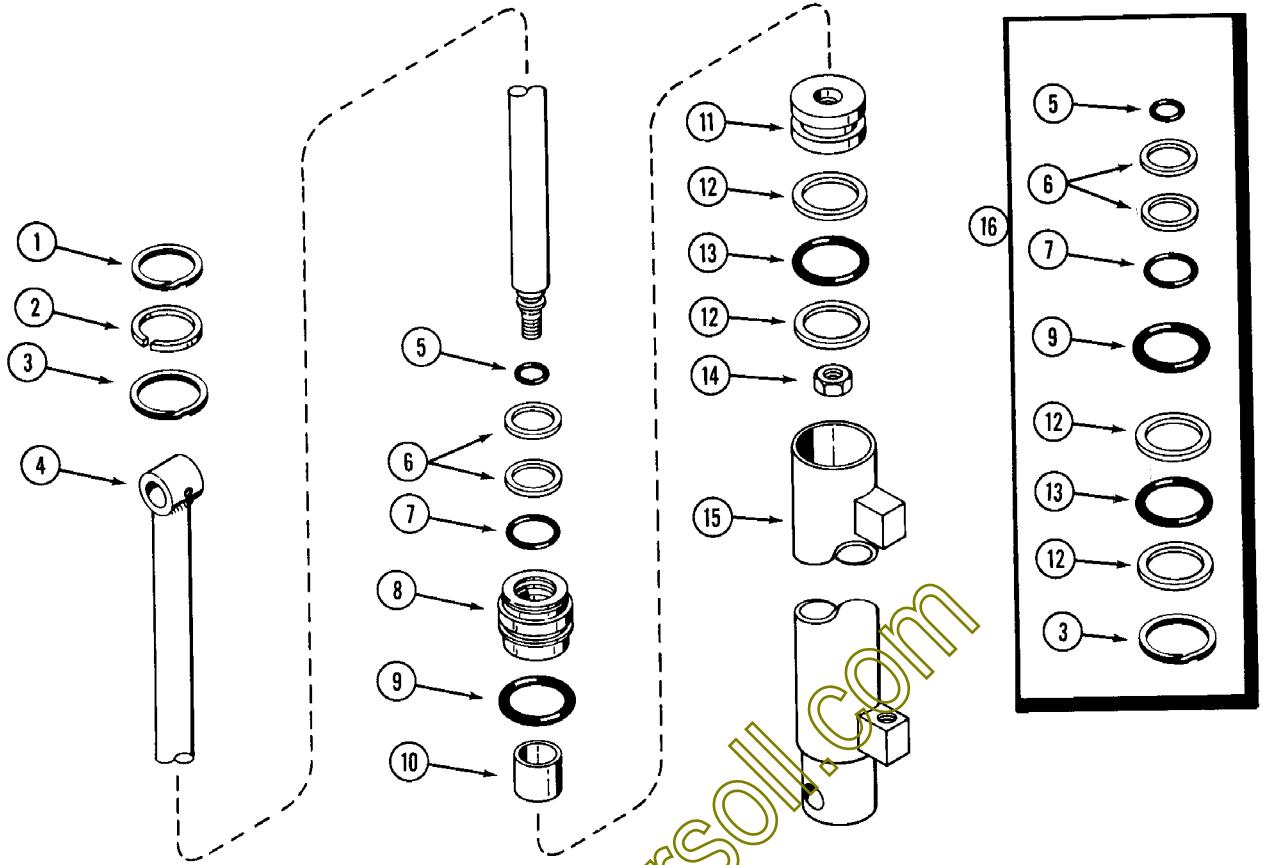
1	C 15481	PUMP - hydraulic	1
2	C 15729	PIN - dowel	2
3	C 15730	COVER - rear	1
4	C 15731	GEAR ASSEMBLY - driven	1
5	C 15732	O-RING	2
6	C 15733	BODY - pump	1
7	C 15734	COVER - front	1
8	C 15735	SEAL - rotary	1
9	C 15736	GEAR ASSEMBLY - drive	1
10	C 15737	PLATE - wear	1
11	C 15738	SHIELD - heat	1
12	C 15739	GASKET	1
13	C 15740	SEAL	1
14	13- 549	BOLT	4
15	126- 111	KEY - 1/8" x 5/8" woodruff	1
16	C 17298	COUPLING - pump (644)	1
17	NSS	HUB - (order item 16)	1
18	NSS	HUB - (order item 15)	1
19	C 15036	SPIDER - (for C17298 coupling)	1
20	83- 55	SCREW - set 5/16" x 5/16" NC socket head	2



HYDRAULIC DRIVE MOTOR

REF.	PART NO.	DESCRIPTION	REQ'D
	C 14655	MOTOR - hydraulic	1
1	NSS	RING - retaining (See kit below)	1
2	NSS	SPACER - (See kit below)	1
3	NSS	SEAL - oil (See kit below)	1
4	C 14827	HOUSING ASSEMBLY	1
5	C 14837	END CAP	1
6	NSS	SEAL - (See kit below)	2
7	C 14828	SHAFT - coupling	1
8	C 14829	DRIVE LINK	1
9	C 14830	PLATE - wear	1
10	C 14831	ROTOR ASSEMBLY	1
11	C 14832	PLATE - manifold	1
12	C 14833	MANIFOLD	1
13	C 14834	COMMUTATOR AND RING SET	1
14	NSS	RING - sealing (See kit below)	1
15	C 14836	SLEEVE	1
16	C 14838	BOLT - 3/8" x 4-3/8" NF hex	7
	C 19037	KIT - "O" ring and seal, (Includes items 1, 2, 3, 6 and 14)	1
17	C 19212	SHIM	1

casecoltingersoll.com

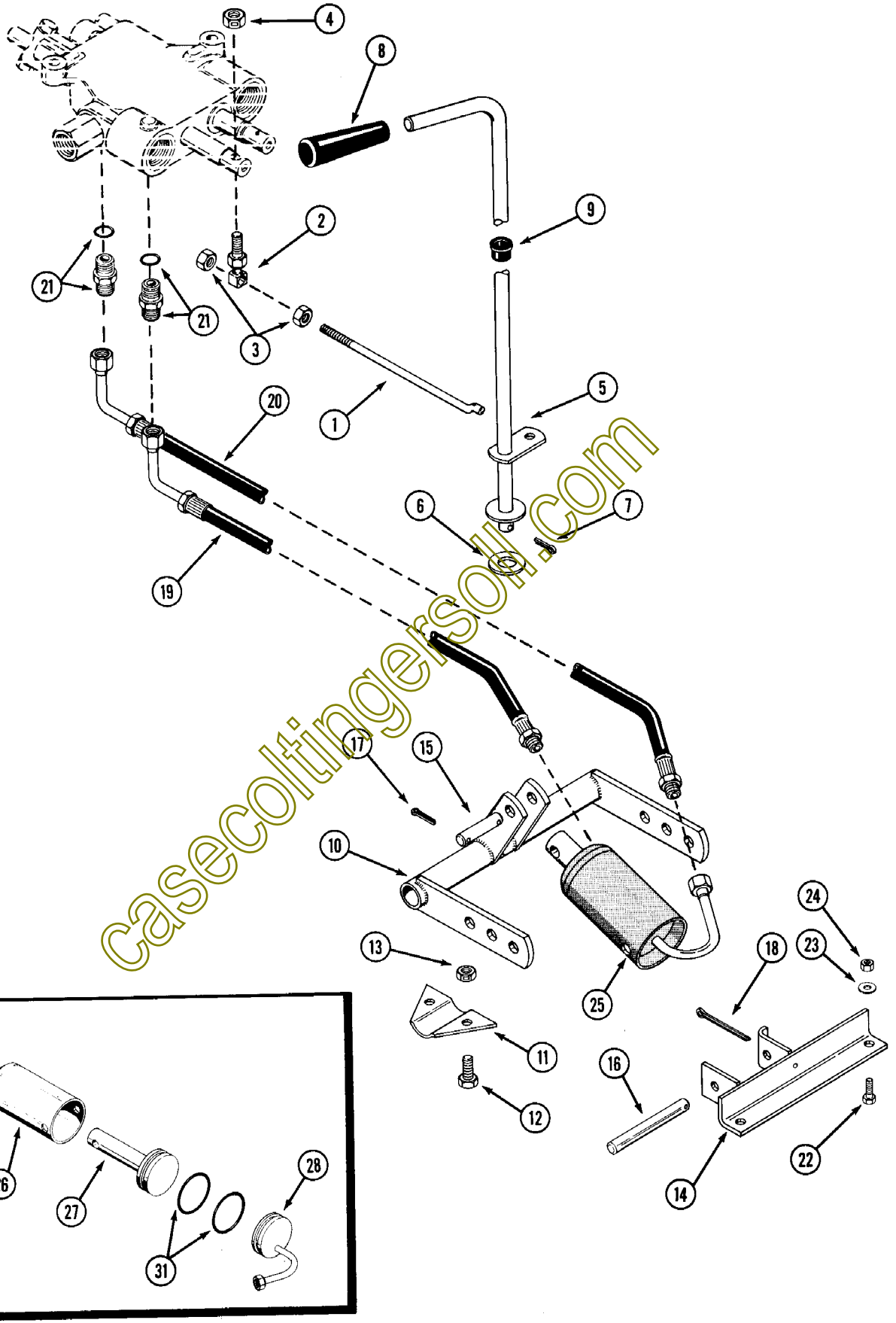


CYLINDER - LIFT ARM

REF.	PART NO.	DESCRIPTION	REQ'D
	C 11527	CYLINDER - lift arm	2
1	T 24080	RING - retaining	1
2	T 24081	SPACER	1
3	NSS	RING - retaining (order T41499 kit)	1
4	C 18575	ROD - cylinder	1
5	NSS	SEAL - "O" - ring, rod (order T41499 kit)	1
6	NSS	WIPER - rod (order T41499 kit)	2
7	NSS	SEAL - "O" - ring, rod (order T41499 kit)	1
8	T 42253	HEAD - cylinder	1
9	NSS	SEAL - head	1
10	T 42254	BUSHING - head	1
11	T 24084	PISTON - cylinder	1
12	NSS	WASHER - backup, piston (order T41499 kit)	2
13	NSS	SEAL - "O" - ring, piston (order T41499 kit)	1
14	25- 159	NUT - jam	1
15	C 18576	BODY - cylinder	1
16	T 41499	KIT - seal	1

CYLINDER - BUCKET

1	C 18573	BODY - cylinder	1
2	131- 667	NUT - jam	1
3	NSS	WASHER - backup, piston (order C18574 kit)	2
4	NSS	SEAL - "O" - ring, piston (order C18574 kit)	1
5	D 54909	PISTON - cylinder	1
6	C 18486	HEAD ASSEMBLY	1
7	NSS	BUSHING - head	1
8	NSS	HEAD - cylinder	1
9	NSS	SEAL - "O" ring, rod (order C18574 kit)	1
10	NSS	WASHER - backup (order C18574 kit)	2
11	NSS	SEAL (order C18574 kit)	1
12	C 18572	ROD - cylinder	1
13	NSS	RING - retaining (order C18574 kit)	1
14	D 54915	SPACER	1
15	D 54917	RING - retaining	1
16	NSS	SEAL - "O" ring, head (order C18574 kit)	1
17	C 18574	KIT - seal	1

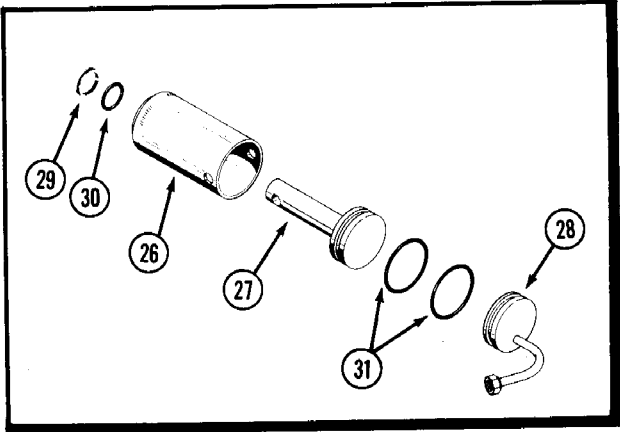
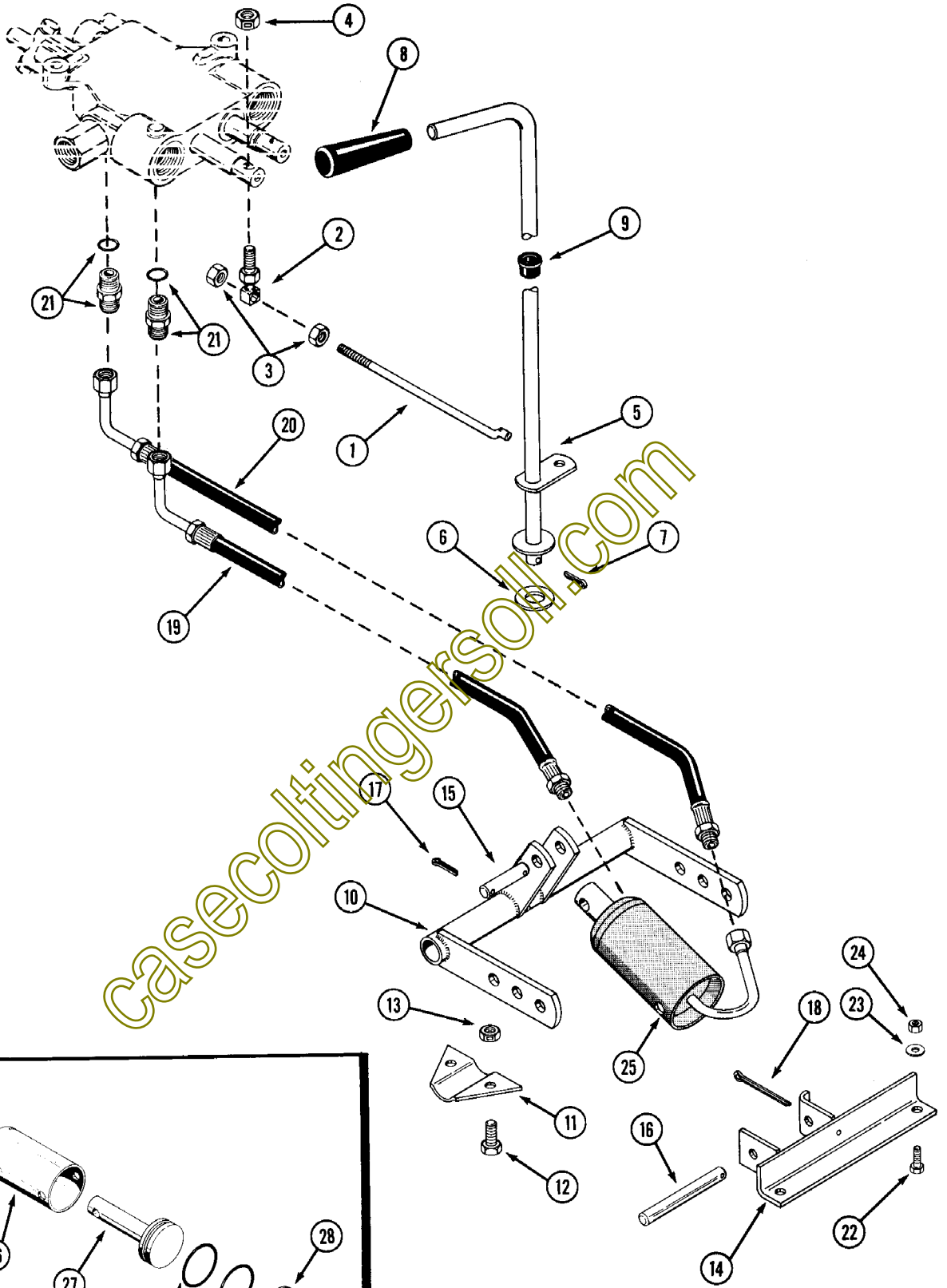


CYLINDER - LIFT ARM

REF.	PART NO.	DESCRIPTION	REQ'D
	C 11527	CYLINDER - lift arm	2
1	T 24080	RING - retaining	1
2	T 24081	SPACER	1
3	NSS	RING - retaining (order T41499 kit)	1
4	C 18575	ROD - cylinder	1
5	NSS	SEAL - "O" - ring, rod (order T41499 kit)	1
6	NSS	WIPER - rod (order T41499 kit)	2
7	NSS	SEAL - "O" - ring, rod (order T41499 kit)	1
8	T 42253	HEAD - cylinder	1
9	NSS	SEAL - head	1
10	T 42254	BUSHING - head	1
11	T 24084	PISTON - cylinder	1
12	NSS	WASHER - backup, piston (order T41499 kit)	2
13	NSS	SEAL - "O" - ring, piston (order T41499 kit)	1
14	25- 159	NUT - jam	1
15	C 18576	BODY - cylinder	1
16	T 41499	KIT - seal	1

CYLINDER - BUCKET

1	C 18573	BODY - cylinder	1
2	131- 667	NUT - jam	1
3	NSS	WASHER - backup, piston (order C18574 kit)	2
4	NSS	SEAL - "O" - ring, piston (order C18574 kit)	1
5	D 54909	PISTON - cylinder	1
6	C 18486	HEAD ASSEMBLY	1
7	NSS	BUSHING - head	1
8	NSS	HEAD - cylinder	1
9	NSS	SEAL - "O" ring, rod (order C18574 kit)	1
10	NSS	WASHER - backup (order C18574 kit)	2
11	NSS	SEAL (order C18574 kit)	1
12	C 18572	ROD - cylinder	1
13	NSS	RING - retaining (order C18574 kit)	1
14	D 54915	SPACER	1
15	D 54917	RING - retaining	1
16	NSS	SEAL - "O" ring, head (order C18574 kit)	1
17	C 18574	KIT - seal	1



HYDRAULIC LIFT

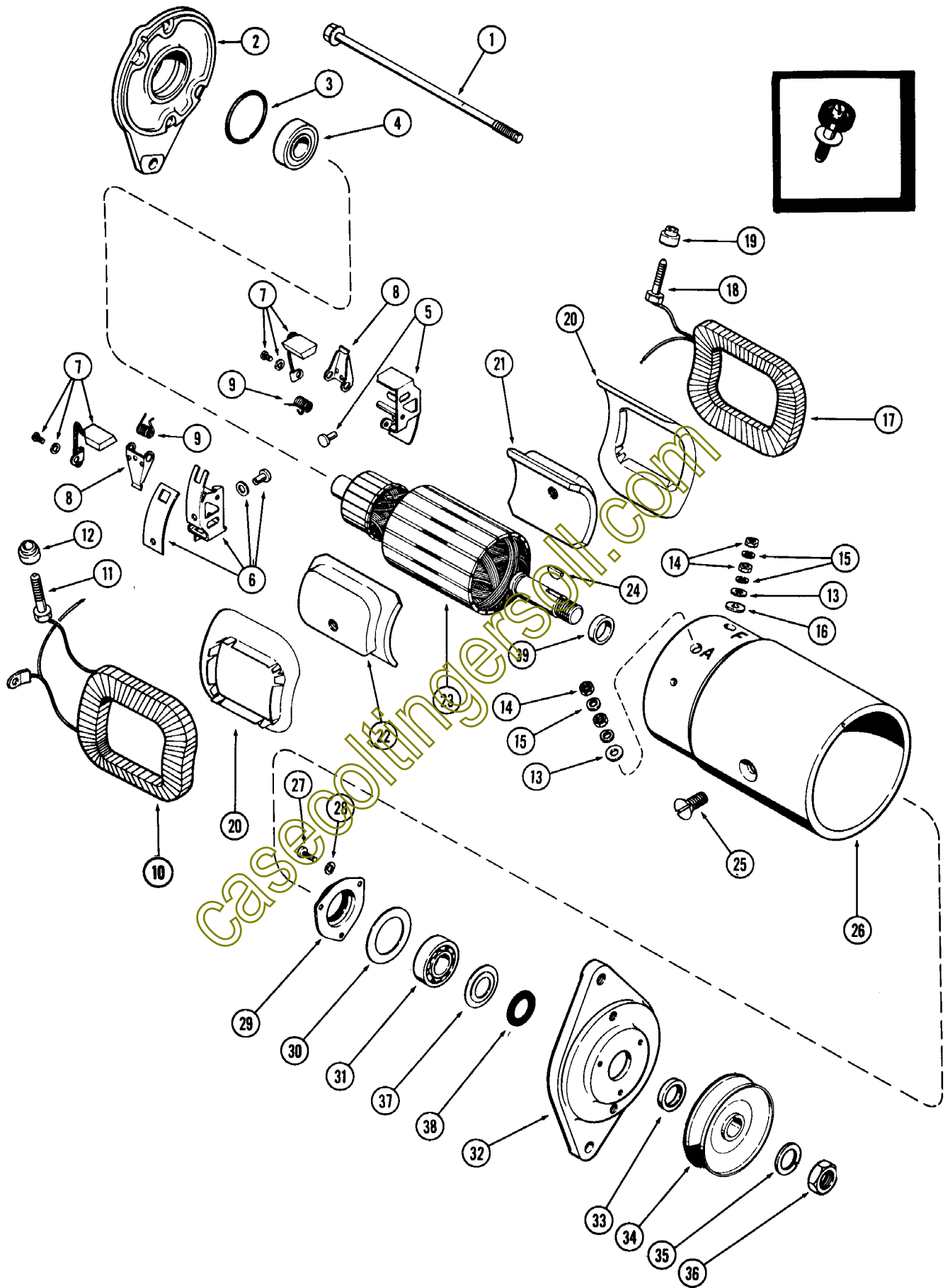
REF. PART NO.	DESCRIPTION	REQ'D
1 C 17571	ROD - lift control	1
2 C 16683	BALL JOINT	1
3 129- 102	NUT - 5/16" NC hex	4
4 131- 176	NUT - lock 5/16" NC hex	1
5 C 17566	LEVER - lift control	1
6 195- 541	WASHER - 5/8"	4
7 132- 48	PIN - cotter 1/8" x 1"	1
8 A 37247	KNOB - lift lever	1
9 C 12093	BUSHING - flip lock	1
10 C 17585	CROSS SHAFT ASSEMBLY	1
11 C 17250	BRACKET - clamp	2
12 113- 221	BOLT - 3/8" x 7/8" NC hex	4
13 131- 178	NUT - lock 3/8" NC hex	4
14 C 17579	BRACKET - cylinder mounting	1
15 C 18251	PIN - cylinder mounting, rod end	1
16 C 17536	PIN - cylinder mounting, foot end	1
17 132- 310	PIN - cotter 1/8" x 1"	2
19 132- 338	PIN - cotter 1/8" x 2-1/2"	1
19 C 18154	HOSE - valve to cylinder, short	1
20 C 18155	HOSE - valve to cylinder, long	1
21 218- 5056	FITTING - valve (includes 218-5004 "O" - ring)	2
22 113- 207	BOLT - 3/8" x 1" NC hex	2
23 195- 525	WASHER - 3/8"	2
24 131- 178	NUT - lock 3/8" NC hex	2
25 C 18318	CYLINDER - hydraulic lift	1
26 C 16133	BODY - cylinder	1
27 C 19104	ROD AND PISTON ASSEMBLY	1
28 C 17732	FOOT - cylinder	1
29 NSS	SEAL	1
30 NSS	"O" - RING	1
31 NSS	"O" - RING	2
C 17268	KIT - SEAL, cylinder (consists of items 29, 30 and 31)	1

caseco.com

C 16852 STARTER-GENERATOR

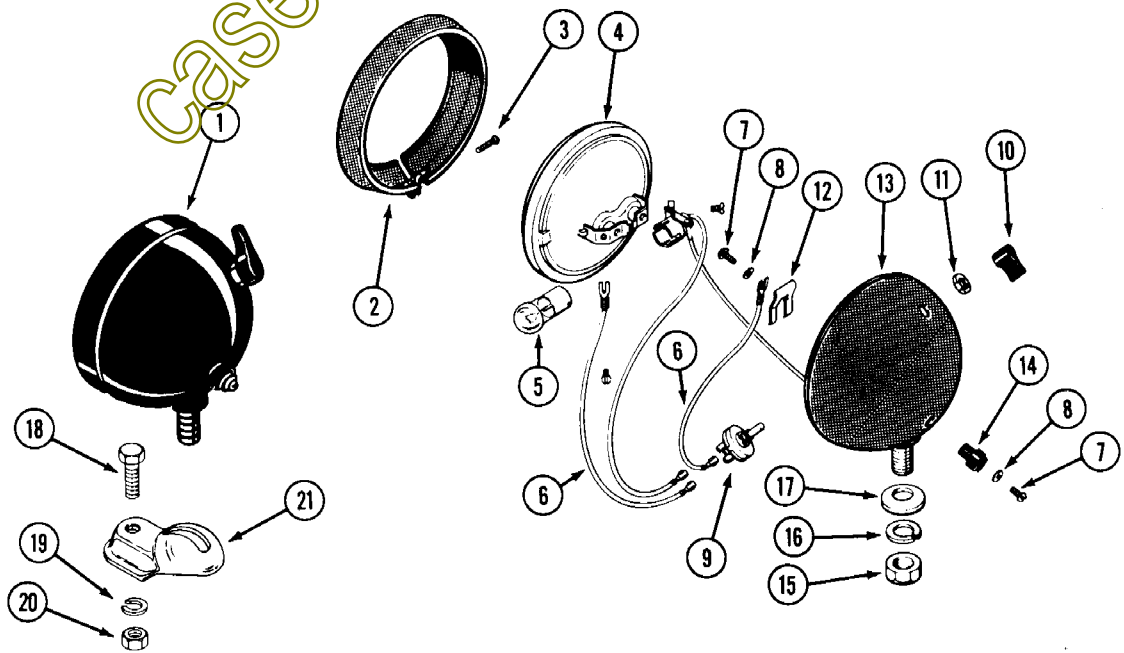
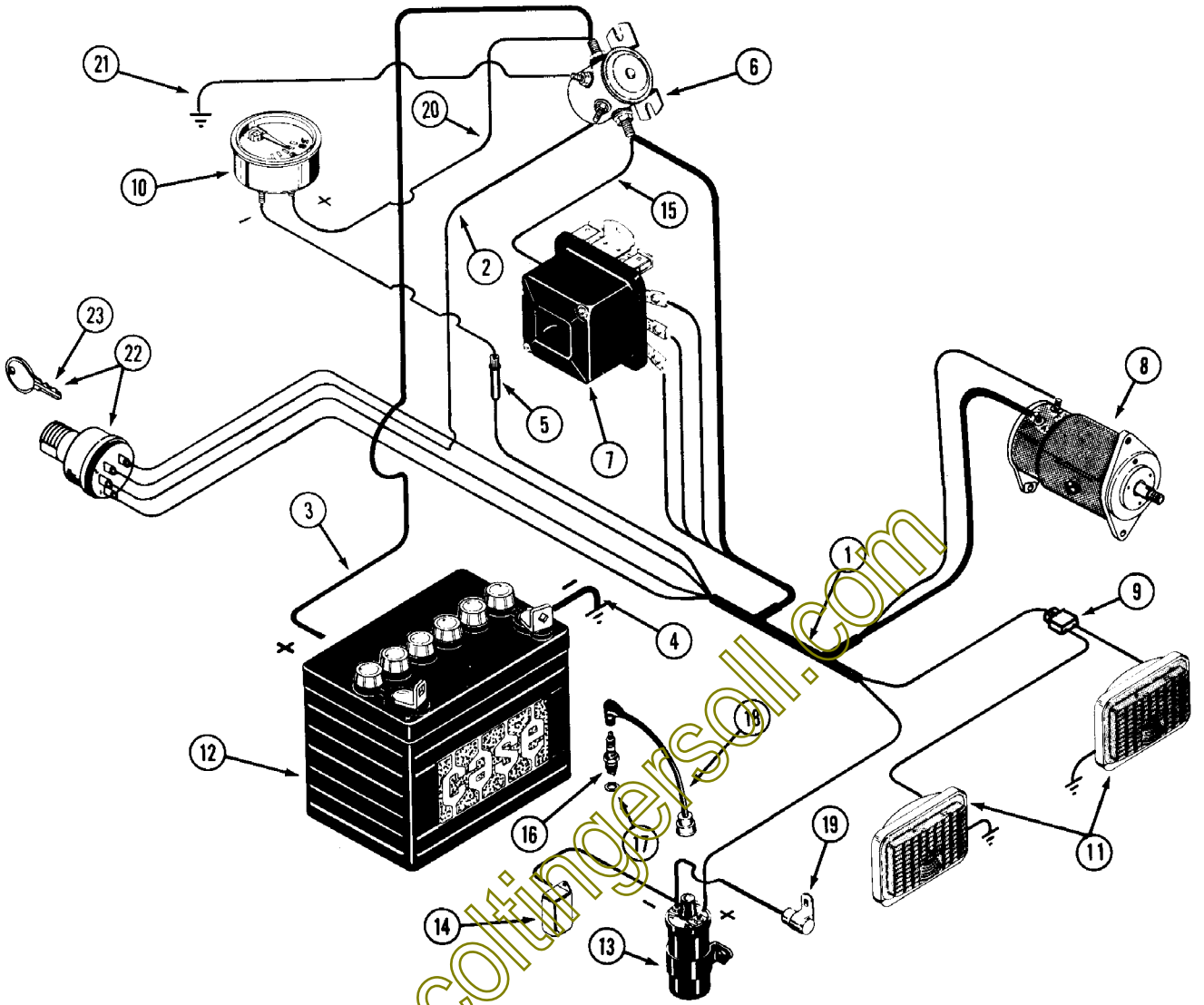
(DELCO NUMBER 1101875)

REF.	PART NO.	DESCRIPTION	REQ'D
1	R 15106	BOLT - through	2
2	A 43494	FRAME ASSEMBLY - commutator end	1
3	192- 20	LOCKWASHER - 5/16"	2
4	A 40702	KIT - stud - (Includes items 16, 18 and 19)	1
5	A 72039	HOLDER KIT - ground brush	1
6	A 72040	HOLDER KIT - insulated brush	1
7	A 72038	BRUSH ASSEMBLY	2
8	R 15090	ARM - brush pressure	2
9	R 16161	SPRING - brush arm	2
10	A 72042	COIL ASSEMBLY - field R.H.	1
11	A 72048	STUD - armature terminal	1
12	R 16147	BUSHING - insulated, armature stud	1
13	A 41927	WASHER - armature stud	2
14	129- 18	NUT - terminal stud 12-24 hex	4
15	192- 17	LOCKWASHER - terminal stud #12	4
16	R 16148	WASHER - insulated, field stud (Order A40702)	1
17	A 72043	COIL ASSEMBLY - field L.H.	1
18	NSS	STUD - field terminal (Order A40702)	1
19	R 15077	BUSHING - insulated, field stud (Order A40702)	1
20	A 25447	INSULATOR - field coil	2
21	A 40736	SHOE - pole	1
22	A 40736	SHOE - pole	1
23	A 43495	ARMATURE	1
24	126- 111	KEY - Woodruff, armature	1
25	A 42127	SCREW - pole	2
26	NSS	BODY - starter, generator (Order C16852)	1
27	A 41959	SCREW - 10-32 x 1 1/2" round head	3
29	A 72050	RETAINER ASSEMBLY - bearing (Includes Refs. 37 and 38)	1
30	R 16170	GASKET - bearing retainer	1
31	A 43356	BEARING - ball, drive end	1
32	A 72046	FRAME ASSEMBLY - drive end	1
33	A 72047	SPACER - pulley	1
34	C 14344	PULLEY - starter, generator drive	1
35	192- 116	LOCKWASHER - 11/16" plated	1
36	A 25546	NUT - armature shaft, drive end	1
37	NSS	RETAINER - grease (Order A72050)	1
38	NSS	SEAL - felt (Order A72050)	1



A70202 STARTER-GENERATOR
(DELCO NUMBER 1101970)

REF.	PART NO.	DESCRIPTION	REQ'D
1	R 15106	BOLT - through (Includes washer)	2
2	A 72104	FRAME ASSEMBLY - commutator end	1
3	R 15087	RING - bearing retainer	1
4	A 25461	BEARING - commutator end ball	1
5	A 72039	HOLDER KIT - ground brush	1
6	A 72040	HOLDER KIT - insulated brush	1
7	A 72038	BRUSH ASSEMBLY	2
8	R 15090	ARM - brush pressure	2
9	A 25423	SPRING - brush arm	2
10	A 72042	COIL ASSEMBLY - field R.H.	1
11	A 72048	STUD - armature terminal	1
12	R 16147	BUSHING - insulated, armature stud	1
13	R 15079	WASHER - armature stud	2
14	129- 18	NUT - terminal stud 12-24 hex	4
15	192- 17	LOCKWASHER - terminal stud #12	4
16	R 16148	WASHER - insulated, field stud	1
17	A 72043	COIL ASSEMBLY - field L.H.	1
18	NSS	STUD - field terminal (See Ref. 40)	1
19	R 15077	BUSHING - insulated, field stud (Order A40702)	1
20	A 25447	INSULATOR - field coil	2
21	A 40736	SHOE - pole, plain	1
22	A 40736	SHOE - pole, notched	1
23	A 72041	ARMATURE	1
24	126- 111	KEY - Woodruff, armature	1
25	74- 610	SCREW - pole	2
26	NSS	BODY - starter, generator (Order A70202)	1
27	173- 237	SCREW - 10-32 x 1/2" Rd. Hd.	3
28	192- 18	LOCKWASHER - 3/16" plated	3
29	A 72050	RETAINER ASSEMBLY - bearing (Includes Ref. 37 and 38)	1
30	R 16170	GASKET - bearing retainer	1
31	A 25441	BEARING - ball, drive end	1
32	A 72046	FRAME ASSEMBLY - drive end	1
33	A 72047	SPACER - pulley	1
34	C 14344	PULLEY - starter, generator drive	1
35	192- 26	LOCKWASHER - 11/16" plated	1
36	A 25546	NUT - armature shaft, drive end	1
37	NSS	RETAINER - grease (Order A72050)	1
38	NSS	SEAL - felt (Order A72050)	1
39	NSS	SPACER - armature shaft, inner	1
40	A 40702	KIT - stud (Includes items 16, 18 and 19)	1

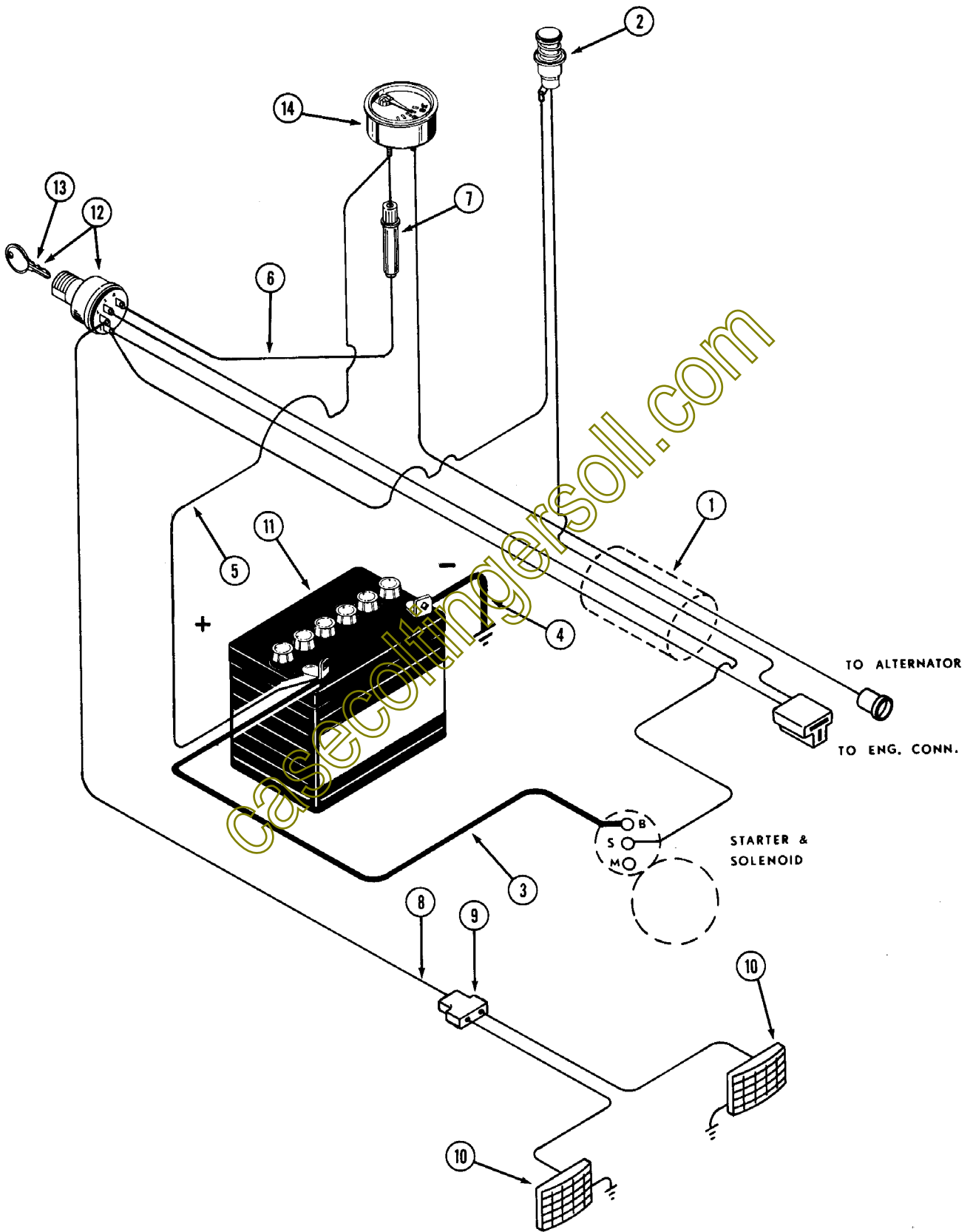


ELECTRICAL SYSTEM - 644

REF.	PART NO.	DESCRIPTION	REQ'D
1	C 18260	HARNES - wire	1
2	C 17187	WIRE - ignition switch to solenoid (yellow 8")	1
3	C 14565	CABLE - battery positive (red 10-1/2")	1
4	C 18267	CABLE - battery ground (black 16")	1
5	223- 20	FUSE - 20 amp.	1
6	C 14553	SOLENOID - start	1
7	A 70221	REGULATOR - voltage	1
8	C 16852	STARTER - generator 12 volt, DELCO No.1101875 (Repairs page 61)	1
8	A 70202	STARTER - generator 12 volt, DELCO No. 1101970 (Repairs page 63)	1
9	C 14537	CONNECTOR - headlamp	1
10	C 18389	GAUGE - ammeter	1
11	C 14302	HEADLAMP ASSEMBLY - 12 volt (Repairs page 69)	2
12	C 18197	BATTERY - 12 volt	1
13	KO 231281	COIL - ignition 12 volt	1
14	KO 232535	COVER - breaker contacts	1
15	C 17275	WIRE - regulator ground to solenoid (white 7")	1
16	M 20007	SPARK PLUG - (Includes gasket)	1
17	A 27251	GASKET - spark plug	1
18	KO 238057	CABLE - high tension	1
19	KO 230722	CONDENSER	1
20	C 18261	WIRE - amp. gauge to solenoid (orange 6")	1
21	C 18262	WIRE - solenoid to ground (black 3")	1
22	C 17976	SWITCH - ignition (includes key)	1
23	C 17763	KEY - ignition	1
	353- 407	PLUG - hole, dash	1

TAIL LAMP

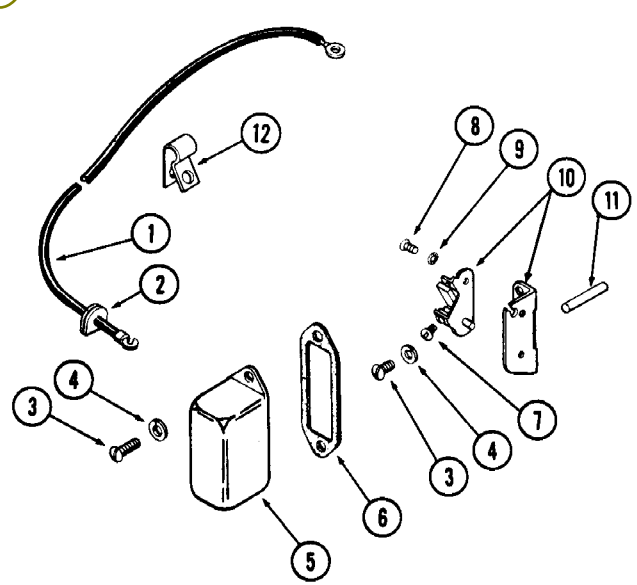
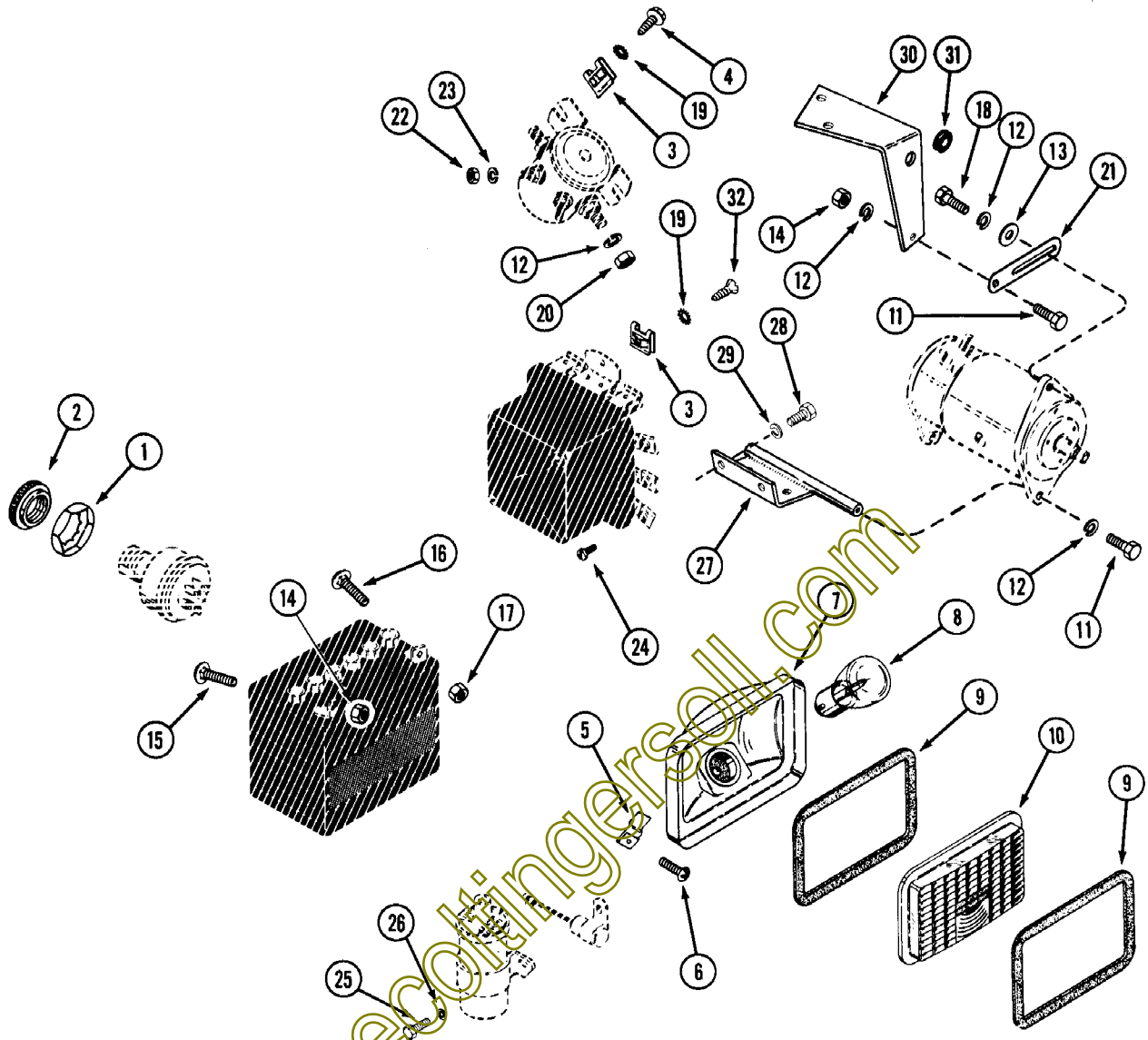
1	A 20965	LAMP ASSEMBLY - flood and tail	1
2	B 50255	MOLDING - lamp retaining	1
3	10934	SCREW - molding	1
4	A 40855	LAMP - sealed unit	1
5	B 50223	BULB - red 15 C.P. 12 volt	1
6	B 50273	WIRE - switch	2
7	173- 73	SCREW - wire	2
8	193- 4	WASHER - 1/4" lock	2
9	B 50275	SWITCH	1
10	B 50310	KNOB - switch	1
11	B 50224	NUT - switch	1
12	10927	SPRING - terminal	1
13	NSS	BODY	1
14	B 50293	TERMINAL - wire	1
15	129- 105	NUT - 1/2" NC hex	1
16	192- 23	WASHER - 1/2" lock	1
17	10923	WASHER - bearing	1
18	113- 209	BOLT - 3/8" x 1-1/2" NC hex, zinc plated	1
19	192- 21	LOCKWASHER - 3/8" zinc plated	1
20	129- 103	NUT - 3/8" NC hex, zinc plated	1
21	A 34046	BRACKET - mounting, tail lamp	1



ELECTRICAL SYSTEM - 646

REF.	PART NO.	DESCRIPTION	REQ'D
1	C 18265	HARNESS - wire	1
2	C 18283	LAMP ASSEMBLY - oil indicator	1
	B 50213	BULB - oil indicator 12 volt, (red)	1
3	C 18266	CABLE - battery positive (red 27')	1
4	C 14566	CABLE - battery ground (black 12')	1
5	C 18268	WIRE - battery positive to amp. gauge (white 14-1/2')	1
6	C 18401	WIRE ASSEMBLY - fused (yellow 10-3/4')	1
7	223- 20	FUSE - 20 amp.	1
8	C 18270	WIRE - ignition switch to lights (pink 44')	1
9	C 14537	CONNECTOR - headlamp	1
10	C 14302	HEADLAMP - 12 volt	2
11	C 18197	BATTERY - 12 volt	1
12	C 17976	SWITCH - ignition (Includes key)	1
13	C 17763	KEY - ignition	1
14	C 18389	GAUGE - ammeter	1

casecollectingersoll.com

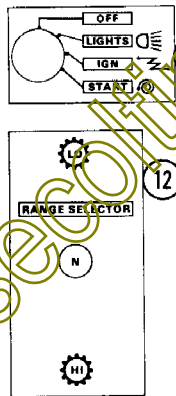
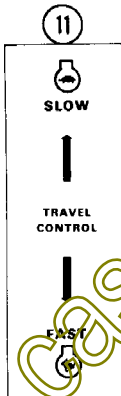

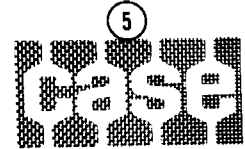
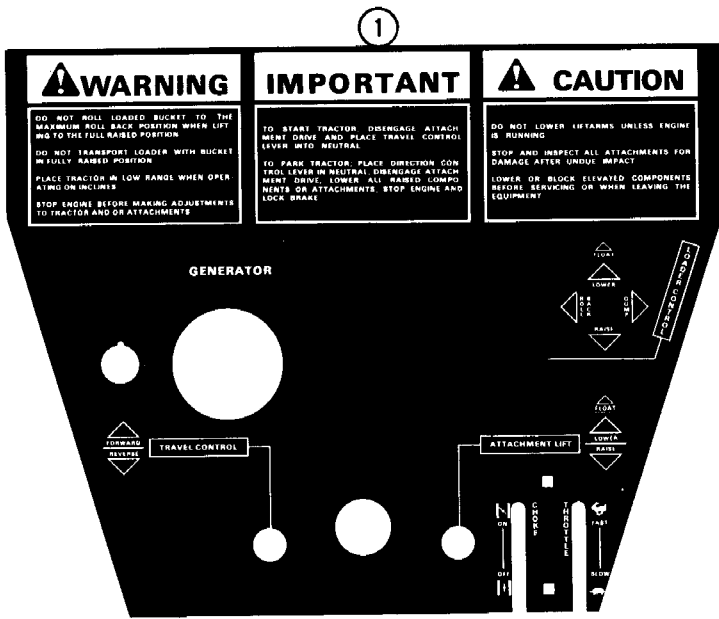


ELECTRICAL SYSTEM HARDWARE

REF.	PART NO.	DESCRIPTION	REQ'D
1	C 14060	NUT - back up 3/4"	1
2	C 17921	NUT - escutcheon 3/4"	1
3	C 10836	NUT - speed type "U"	4
4	187- 485	SCREW - #10 x 5/8" self-tapping hex	2
5	131- 629	NUT - speed type "U"	4
6	187- 1047	SCREW - #8 x 1/2" self-tapping round head, Phillips	4
	C 14302	HEADLAMP ASSEMBLY	2
7	NSS	RECEPTACLE - headlamp (Order C14302)	1
8	C 14305	BULB - headlamp	1
9	C 14304	GASKET - headlamp	2
10	C 14303	LENS - headlamp	1
11	113- 103	BOLT - 5/16" x 1" NC hex, zinc plated	2
12	192- 20	LOCKWASHER - 5/16" zinc plated	5
13	195- 520	WASHER - 5/16" plain, zinc plated	2
14	129- 102	NUT - 5/16" NC hex, zinc plated	2
15	111- 202	BOLT - 5/16" x 3/4" NC, round head, square neck	1
16	111- 108	BOLT - 1/4" x 3/4" NC, round head, square neck	1
17	129- 101	NUT - 1/4" NC hex	1
18	113- 102	BOLT - 5/16" x 3/4" NC, zinc plated	1
19	193- 70	LOCKWASHER - #10 external tooth	2
20	129- 122	NUT - 5/16" NF hex	2
21	C 14599	BRACKET - starter generator adjust	1
22	129- 27	NUT - #10 NF hex	2
23	192- 18	LOCKWASHER - #10	2
24	169- 131	SCREW - #8 x 5/16" NC Phillips head	3
25	113- 1	BOLT - 1/4" x 1 1/2" NC hex, zinc plated	2
26	192- 19	LOCKWASHER - 1/4" zinc plated	2
27	C 14204	SUPPORT - starter generator	1
28	13- 612	BOLT - 3/8" x 3/4" NC hex	2
29	192- 21	LOCKWASHER - 3/8"	2
30	C 14229	SUPPORT - starter generator adjust	1
31	C 17546	GROMMET - wire	1
32	187- 130	SCREW - #10 x 5/8" self tapping	2

BREAKER CONTACTS - 644

1	KOA231533	LEAD - breaker contact (Includes grommet)	1
2	KO 220297	GROMMET - contact lead	1
3	173- 210	SCREW - #10 x 3/8" round head, zinc plated	4
4	192- 18	LOCKWASHER - 3/16" zinc plated	4
5	KO 232535	COVER - breaker contact	1
6	KO 220174	GASKET - cover	1
7	187- 408	SCREW - #6 x 3/8" Self-Tapping	1
8	173- 224	SCREW - #8 x 1/4" NC round head	1
9	193- 5	LOCKWASHER - #8 internal tooth	1
10	KO 220475	POINT SET - breaker contact	1
11	C 18100	ROD - breaker contact push	1
12	KO 275182	CLIP - wire	1



13 14



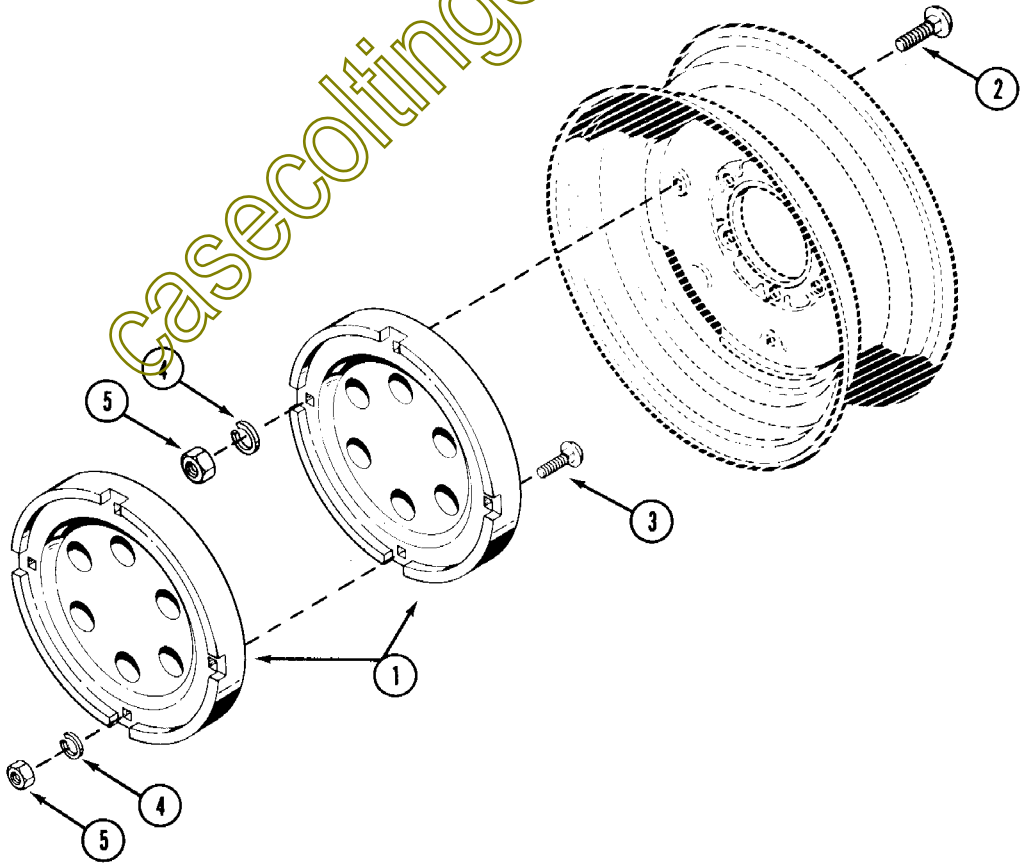
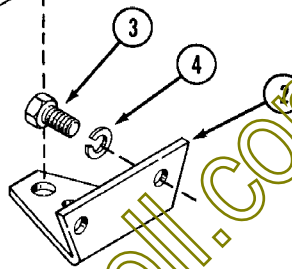
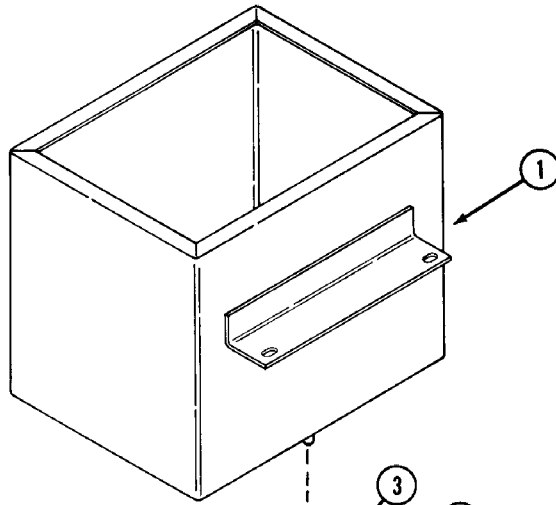
hydraulic drive

CASE MODEL 644 AND 646 COMPACT WHEEL LOADERS 7

DECALS

REF.	PART NO.	DESCRIPTION	REQ'D
1	321- 2144	DECAL - instrument panel	1
2	321- 2141	DECAL - (644)	2
3	321- 2140	DECAL - (646)	2
4	321- 1571	DECAL - "CASE".....	1
5	321- 2139	DECAL - "CASE", brushed aluminum	1
6	C 14539	DECAL - oil, hydraulic reservoir	1
7	C 14066	DECAL - gasoline	1
8	321- 2171	DECAL - oil pressure	1
9	321- 2147	DECAL - ignition switch	1
10	321- 2111	DECAL - attachment drive	1
11	321- 2338	DECAL - travel control	1
12	321- 1788	DECAL - range selector	1
13	321- 2142	DECAL - hood, R.H.	1
14	321- 2143	DECAL - hood, L.H.	1

casecollectingersoll.com



casecoltingersoil.com

WEIGHT BOX AND DRAWBAR

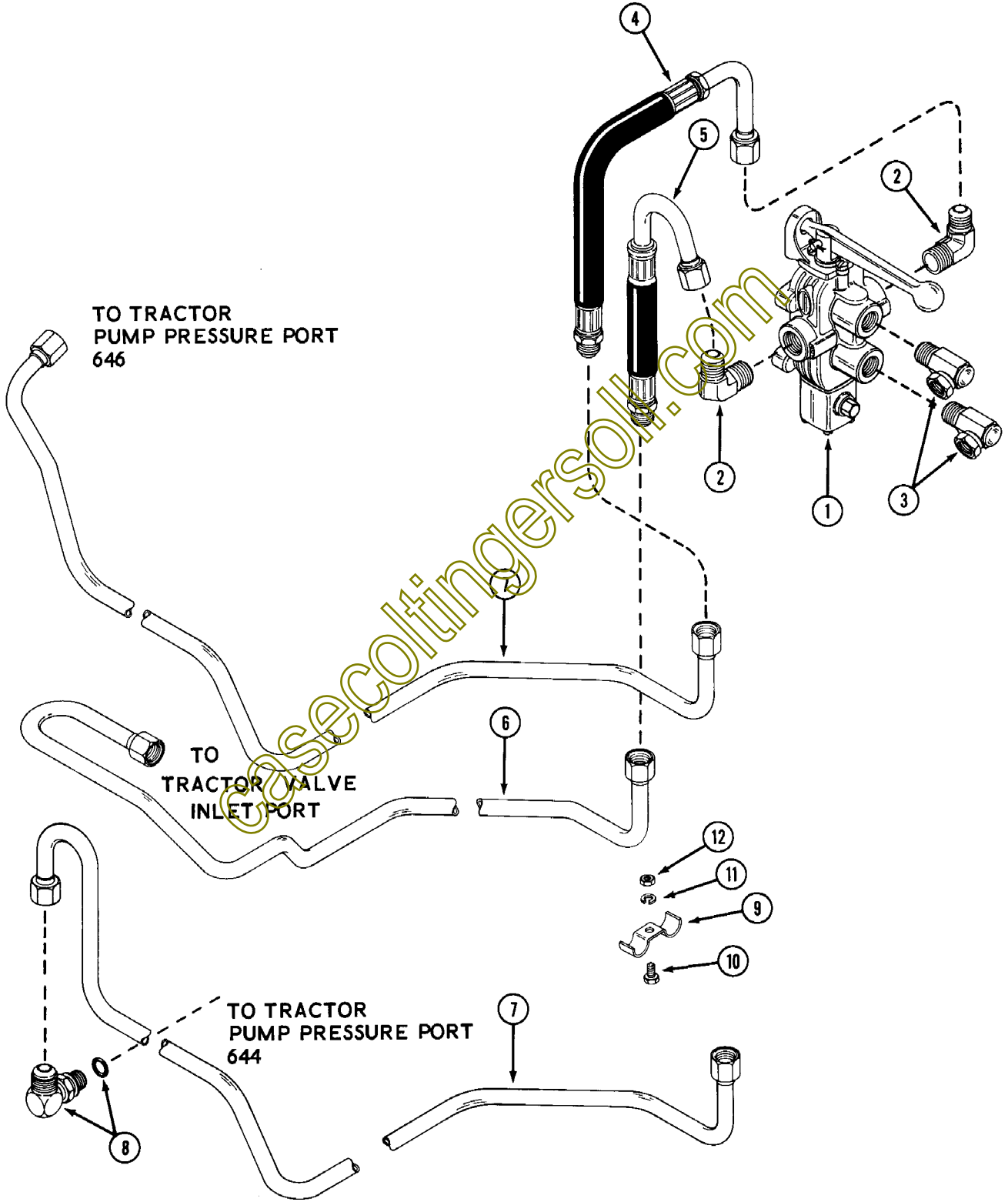
REF. PART NO.	DESCRIPTION	REQ'D
1 C 17641	WEIGHT BOX	1
2 C 13360	DRAWBAR	1
3 113- 424	BOLT - 1/2" x 1" NC hex	2
4 192- 23	LOCKWASHER - 1/2"	2

D10 WHEEL WEIGHTS

1 NSS	WEIGHT - wheel (Order as machinery item)	4
2 111- 530	BOLT - 1/2" x 2-1/2" NC round head, square neck ZP	4
3 111- 531	BOLT - 1/2" x 2-3/4" NC round head, square neck ZP	4
4 92- 8	LOCKWASHER - 1/2"	8
5 129- 105	NUT - 1/2" NC hex	8

casecoltingersoll.com

ILLUSTRATED AS VIEWED FROM
LEFT REAR OF TRACTOR

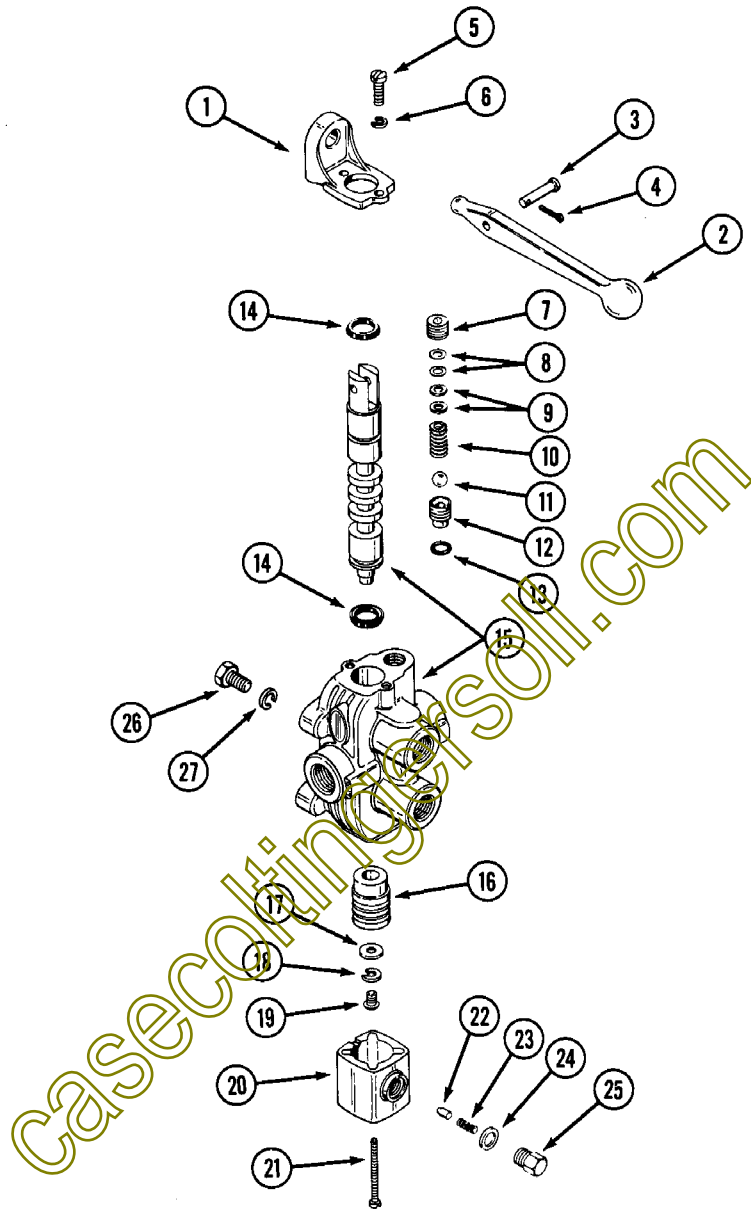


CASE MODEL 644 AND 646 COMPACT WHEEL LOADERS 75

MODEL LT-16 AND LT-17 HYDRAULIC PTO KIT

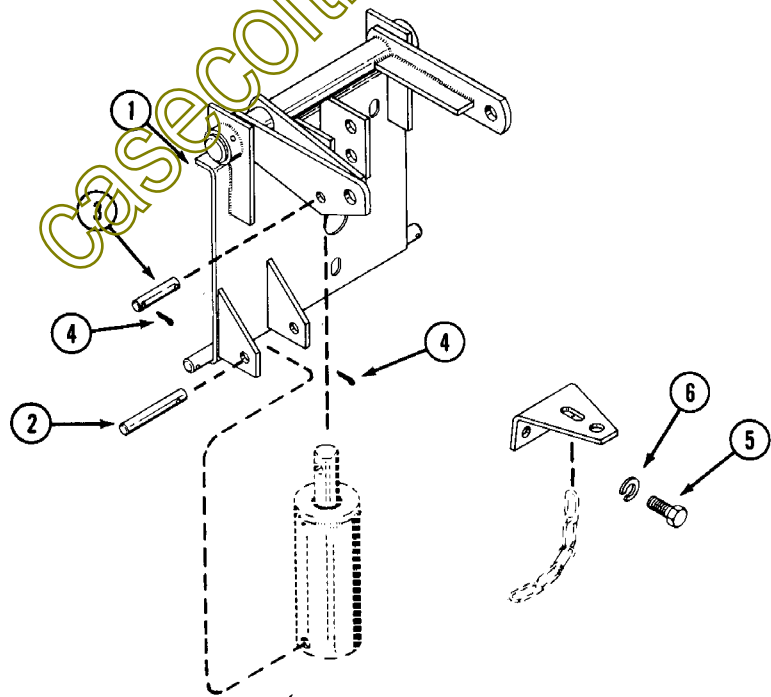
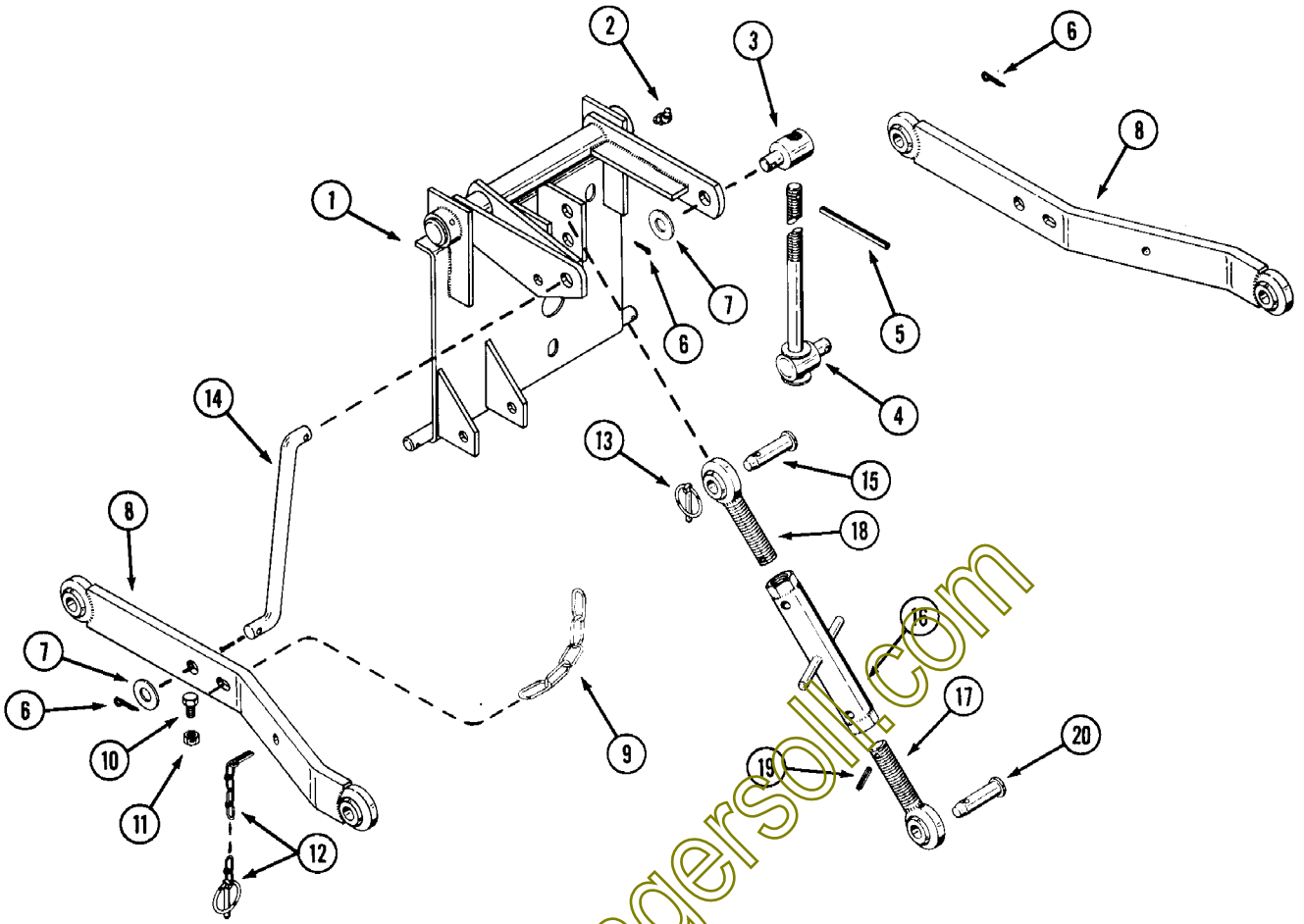
REF.	PART NO.	DESCRIPTION	REQ'D
1	C 18281	VALVE - hydraulic, PTO (Repairs see page 77)	1
2	218- 494	FITTING - elbow, 90°	2
3	218- 927	FITTING - swivel, 90°	2
4	C 18287	HOSE - valve inlet	1
5	C 18288	HOSE - valve outlet	1
6	C 18285	TUBE - PTO valve to tractor valve	1
7	C 18286	TUBE - pump to PTO valve (646)	1
7	C 18317	TUBE - pump to PTO valve (644)	1
8	218- 5117	FITTING - pump 90° (includes 218-5007 "O" - ring) 644	1
9	C 15389	CLAMP - tube support	1
10	113- 3	BOLT - 1/4" x 3/4" NC hex	1
11	192- 19	LOCKWASHER - 1/4"	1
12	129- 101	NUT - 1/4" NC hex	1

casecoltingersoll.com



LT-16 AND LT-17 HYDRAULIC PTO VALVE

REF.	PART NO.	DESCRIPTION	REQ'D
	C 18281	VALVE - hydraulic PTO	1
1	C 11888	BRACKET - handle	1
2	C 11889	HANDLE - valve	1
3	36627	PIN - clevis	1
4	132- 5	PIN - cotter 1/16 x 1/2"	1
5	75- 410	SCREW	2
6	92- 4	LOCKWASHER - 1/4"	2
7	221- 842	PLUG - relief 3/8" NPT	1
8	D 39712	WASHER - relief, thin .010	2
9	A 55894	WASHER - relief, thick .020	2
10	T 40189	SPRING - relief	1
11	211- 11	BALL - relief 3/8"	1
12	C 11886	SEAT - relief	1
13	A 27891	SEAL - "O" - ring, relief seat	1
14	C 11891	SEAL - "U" cup	2
15	NSS	BODY AND SPOOL ASSEMBLY (Order C18314 valve)	1
16	C 11895	ADAPTER - spool	1
17	95- 4	WASHER - detent 1/4"	1
18	92- 4	LOCKWASHER - 1/4"	1
19	75- 48	SCREW - 1/4" x 1/2" rd. hd. machine	1
20	C 11893	BONNET - detent	1
21	169- 108	SCREW - bonnet #8" x 2-1/2" fillister hd.	4
22	C 11901	PIN - detent	1
23	C 11892	SPRING - detent	1
24	C 11886	WASHER - detent cap	1
25	C 11887	CAP - detent	1
26	113- 206	BOLT - 3/8" x 3/4" NC hex	4
27	192- 21	LOCKWASHER - 3/8"	4

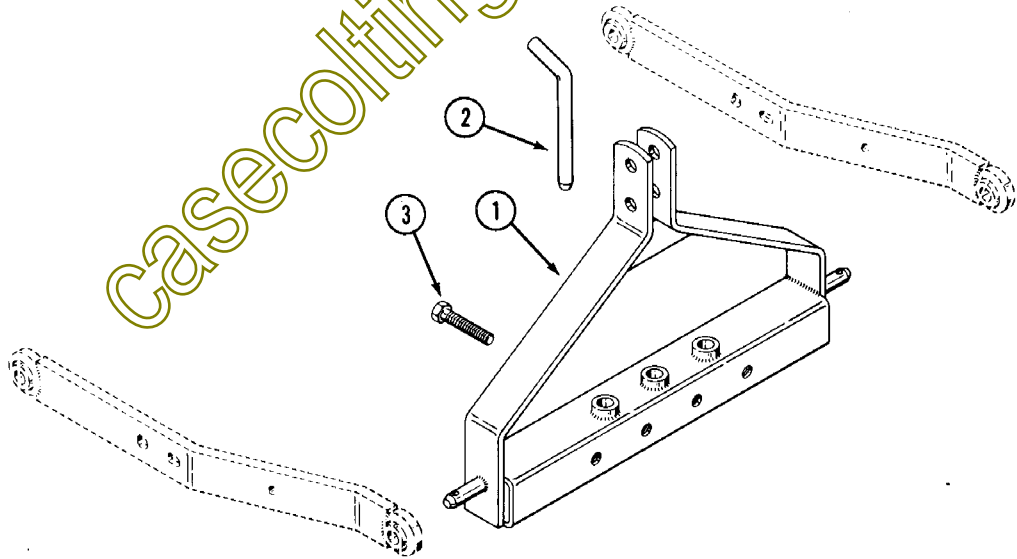
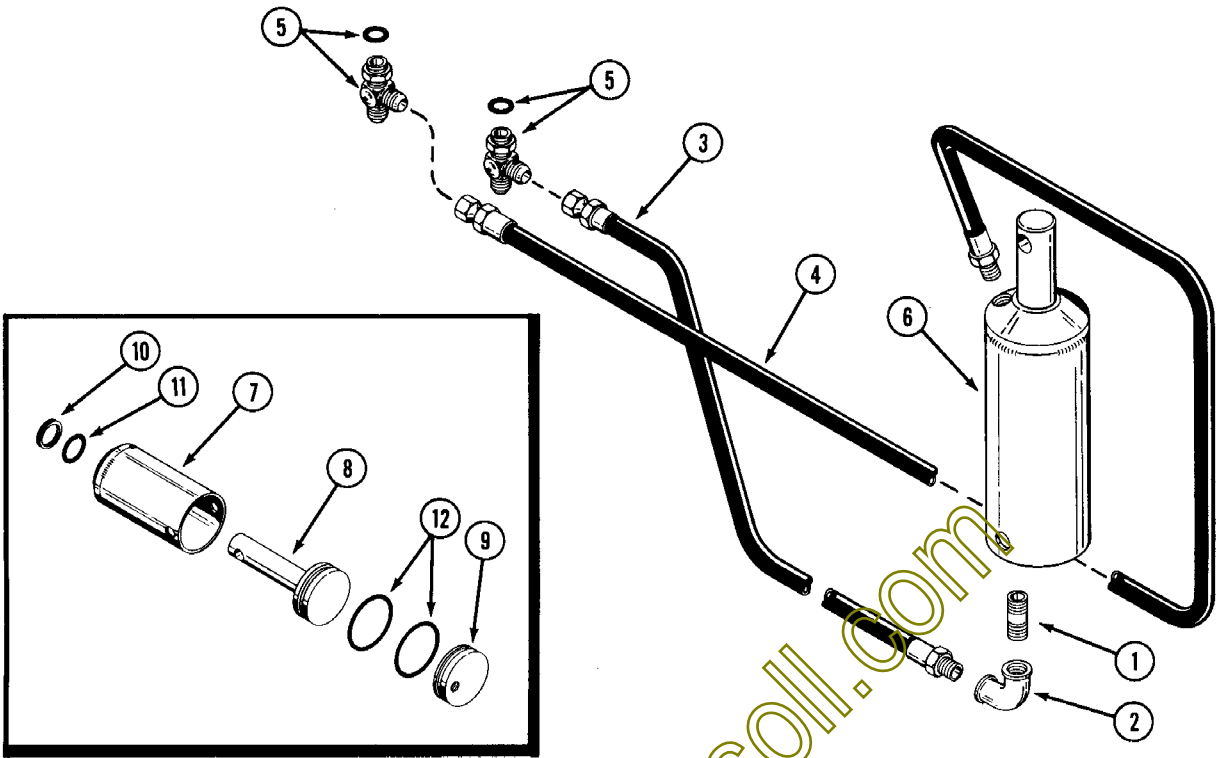


**LT26 THREE POINT HITCH 644 AND 646
FRAME, LIFT RODS AND ARMS**

REF. PART NO.	DESCRIPTION	REQ'D
1 C 20117	HITCH PLATE ASSEMBLY	1
2 219- 405	FITTING - lube	2
3 C 14722	NUT - lift rod	1
4 C 14724	ROD ASSEMBLY - R.H. lift	1
5 138- 309	PIN - roll 1/4 x 4"	1
6 132- 91	PIN - cotter 3/16 x 1"	6
7 195- 541	WASHER - plain 5/8"	4
8 C 14715	ARM - lift	2
9 C 14991	CHAIN - stay 19 links	1
10 113- 118	BOLT - 5/16" x 5/8" NC hex, zinc plated	2
11 131- 176	NUT - lock 5/16" NC hex	2
12 B 52118	PIN - klik	2
13 A 30338	PIN - klik	3
14 C 14725	ROD - lift L.H.	1
15 C 14717	PIN - clevis	1
C 14712	LINK ASSEMBLY	1
16 C 14703	CENTER TUBE ASSEMBLY	1
17 C 14709	BALL END ASSEMBLY R.H. THREAD	1
18 C 14710	BALL END ASSEMBLY L.H. THREAD	1
19 138- 59	PIN - roll 1/8" x 7/8"	2
20 C 16128	PIN - clevis 5/8" x 3"	1

CYLINDER AND DRAWBAR MOUNTING

1 C 20117	HITCH PLATE ASSEMBLY	1
2 C 14975	PIN - lower cylinder mounting	1
3 C 14976	PIN - upper cylinder mounting	1
4 132- 310	PIN - cotter 1/8" x 1"	3
5 113- 417	BOLT - 1/2" x 1-1/4" NC hex, zinc plated	4
6 192- 23	LOCKWASHER - 1/2"	4



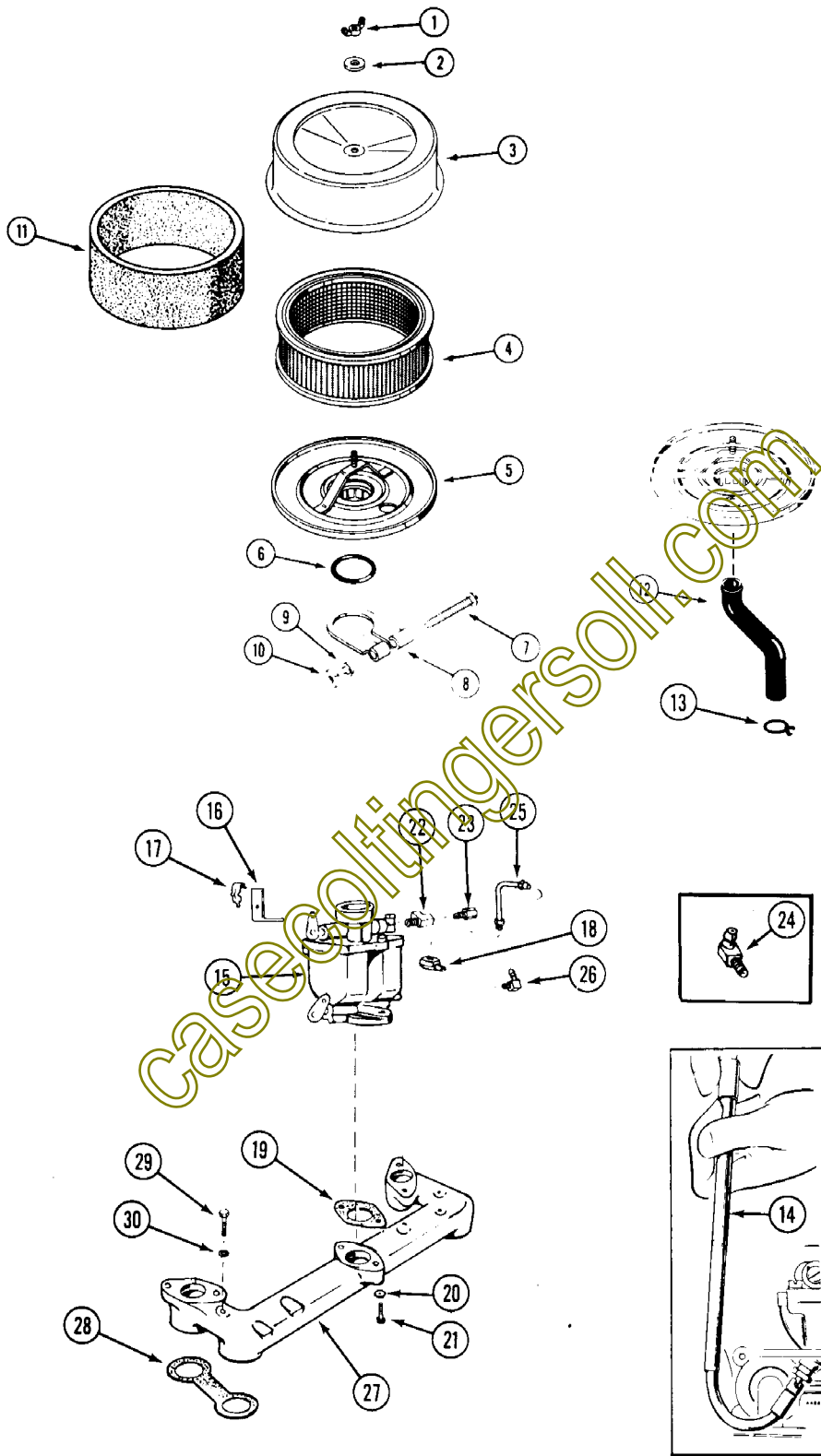
**CASE MODEL 644 AND 646 COMPACT WHEEL LOADER 81
MODEL LT26 THREE POINT HITCH AND MODEL
F27 HITCH ADAPTER
HYDRAULIC CONNECTIONS AND COMPONENTS**

REF.	PART NO.	DESCRIPTION	REQ'D
1	221- 1139	NIPPLE - 1/4" x 3"	1
2	221- 1375	ELBOW - 90°	1
3	C 17188	HOSE - hydraulic short	1
4	C 17189	HOSE - hydraulic long	1
5	218- 5291	FITTING - tee (Includes 218-5004 "O" ring)	2
6	C 15771	CYLINDER ASSEMBLY	1
7	C 15768	BODY - cylinder	1
8	C 15769	ROD AND PISTON ASSEMBLY	1
9	C 14692	FOOT - cylinder	1
10	NSS	SEAL - wiper	1
11	NSS	"O" RING	1
12	NSS	"O" RING	2
13	C 17268	KIT - seal (Consists of items 10, 11 and 12)	1

MODEL F27 HITCH ADAPTER

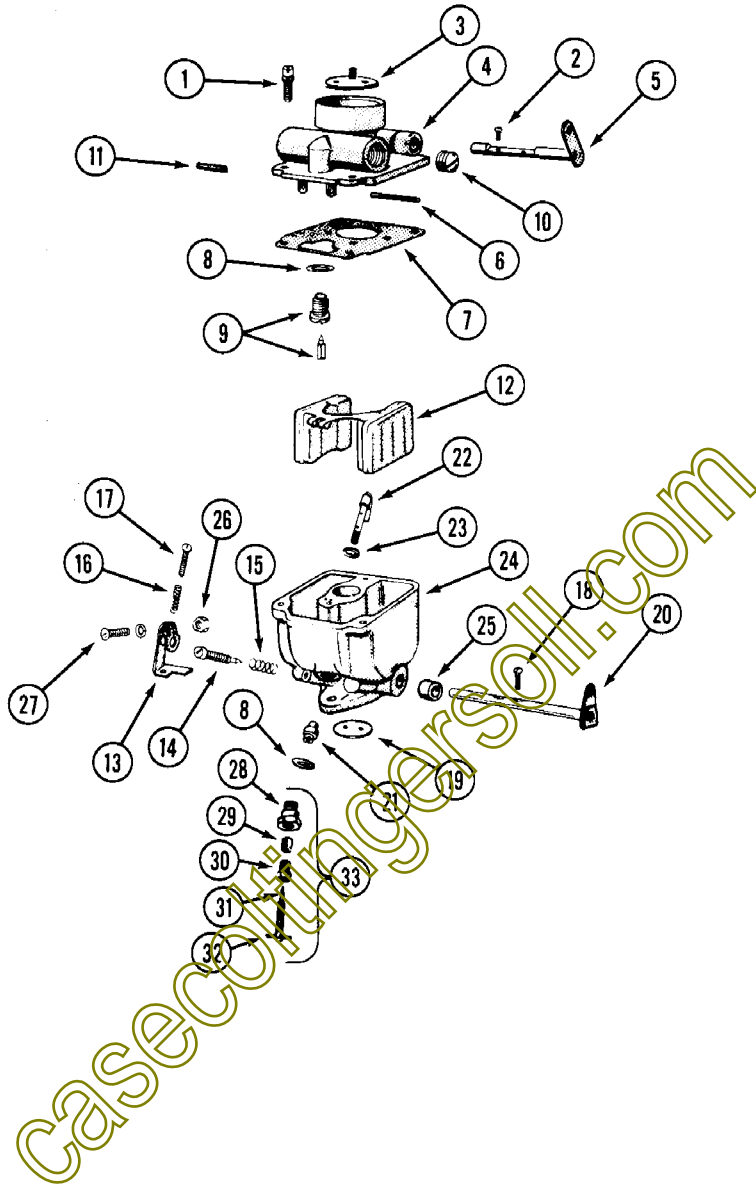
1	C 14872	BRACKET - hitch adapter	1
2	C 14568	PIN - drawbar	1
3	113- 425	BOLT - 1/2" x 3" NC hex, zinc plated	4

casecoltingersoil.com



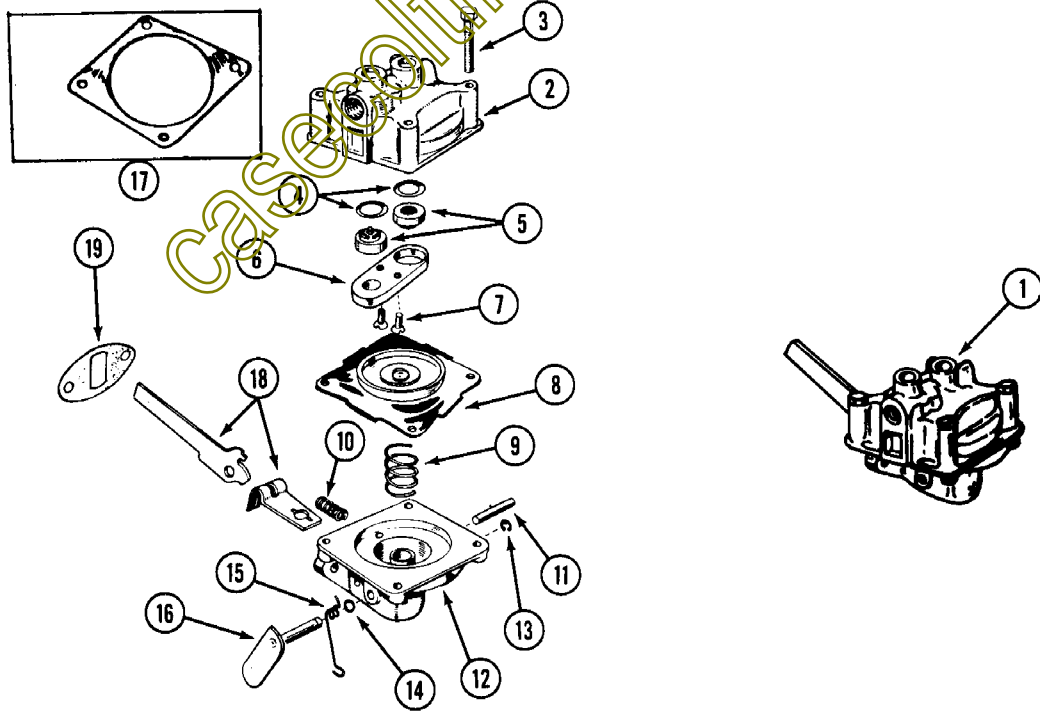
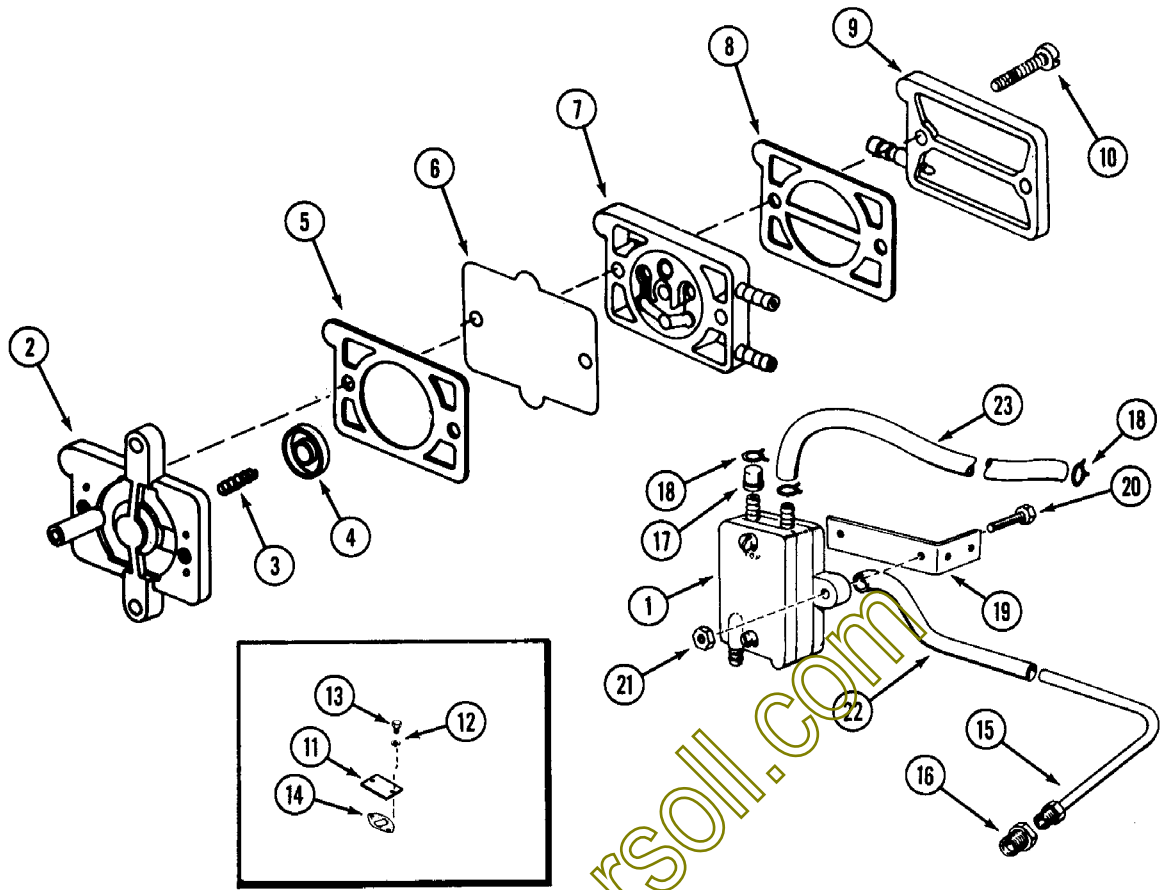
CARBURETOR, AIR FILTER AND MANIFOLD

<u>Ref. No.</u>	<u>Part No.</u>	<u>Description</u>	<u>Req'd</u>
	C 18627	AIR CLEANER ASSEMBLY	1
1	129-900	NUT - wing #10 NF	1
2	195-512	WASHER - #10	1
3	C 18629	COVER - air cleaner	1
4	A 70090	ELEMENT - air cleaner	1
5	C 18628	BASE - air cleaner.	1
6	A 28077	"O"-RING - 1-7/16" I.D.	1
7	174-222	SCREW - #10 x 2-1/4" NF rd. hd. machine	1
8	C 19170	CLAMP - air cleaner	1
9	192- 17	LOCKWASHER - #10	1
10	129- 77	NUT - #10 NF square	1
11	KO237421	PRE-CLEANER - air cleaner (optional)	1
12	C 19169	TUBE - breather	1
13	214-251	CLAMP - hose	1
14	C 20634	WRENCH - carburetor adjusting	1
15	C 20660	CARBURETOR - engine (repairs, page 85)	1
16	C 20630	BRACKET - choke	1
17	C 20374	CLIP - throttle cable	1
18	C 20636	ELBOW - fuel pump inlet (used with mech. fuel pump)	1
19	C 20564	GASKET - carburetor mtg.	1
20	13- 424	BOLT - carburetor mtg.	2
21	92- 4	LOCKWASHER - carburetor mtg.	2
22	C 21600	TEE - carburetor inlet (used on some models prior to S/N 9663306)	1
23	C 20658	ELBOW - carburetor inlet (used with mech. fuel pump)	1
24	C 20636	ELBOW - carburetor inlet (used with vacuum fuel pump)	1
25	C 20656	LINE - fuel pump to carb. (used with vacuum fuel pump)	1
25	C 20657	LINE - fuel pump to carb. (used with mech. fuel pump)	1
26	C 20661	ELBOW - fuel pump outlet (used with mech. fuel pump)	1
27	C 20631	MANIFOLD (intake, engine)	1
28	C 20632	GASKET - manifold, intake	1
29	13- 632	BOLT - manifold mtg.	2
30	92- 6	LOCKWASHER - manifold mtg.	2



C 20688 CARBURETOR

<u>Ref. No.</u>	<u>Part No.</u>	<u>Description</u>	<u>Req'd</u>
1	169- 97	SCREW - bowl cover	3
2	NSS	SCREW - choke fly #4 x 3/16" (order C 20689 Kit)	2
3	C 20691	FLY - choke	1
4	NSS	COVER ASSEMBLY - carburetor (order C 20688 carburetor)	1
5	C 20693	SHAFT ASSEMBLY - choke	1
6	C 20694	PIN - float	1
7	NSS	GASKET - body to bowl (order C 20689 kit)	1
8	NSS	GASKET - float, valve seat (order C 20689 kit)	1
8	NSS	GASKET - needle, main adjusting (order C 20689 kit)	1
9	NSS	NEEDLE AND SEAT ASSEM. (order C 20689 kit)	1
10	C 20708	PLUG - gas inlet	1
11	C 20712	PIN - stop, choke	1
12	C 20700	FLOAT ASSEMBLY - carburetor	1
13	C 20701	LEVER - idler stop	1
14	NSS	NEEDLE - idler adjust (order C 20689 kit)	1
15	C 20439	SPRING - idle adjust	1
16	C 20704	SPRING - throttle stop adj.	1
17	169- 61	SCREW - throttle stop #6 x 1/2"	1
18	NSS	SCREW - throttle fly #4 x 1/4" (order C 20689 kit)	2
19	C 20705	FLY - throttle	1
20	NSS	SHAFT ASSEMBLY - throttle (order C 20689 kit)	1
21	C 20707	NOZZLE - nut and jet	1
22	C 20699	NOZZLE ASSEMBLY	1
23	NSS	GASKET - nozzle (order C 20689 kit)	1
24	NSS	BODY ASSEMBLY - carburetor (order 20688 carburetor)	1
25	C 20709	BUSHING - throttle shaft	2
26	C 20550	NUT - throttle stop	1
27	C 20711	SCREW - throttle stop mtg. clamp	1
28	C 20713	NUT - main adjust needle retainer	1
29	NSS	PACKING - main adjust needle (order C 20689 kit)	1
30	C 20715	RETAINER - main adjust needle	1
31	C 20716	PIN - main adjust needle	1
32	NSS	NEEDLE - main adjust (order C 20689 kit)	1
33	C 20718	NEEDLE ASSEMBLY	1
	C 20689	KIT - repair, carburetor (includes items 2, 4, 7, 8, 9, 14, 18, 20, 23, 29, 30 & 32)	1

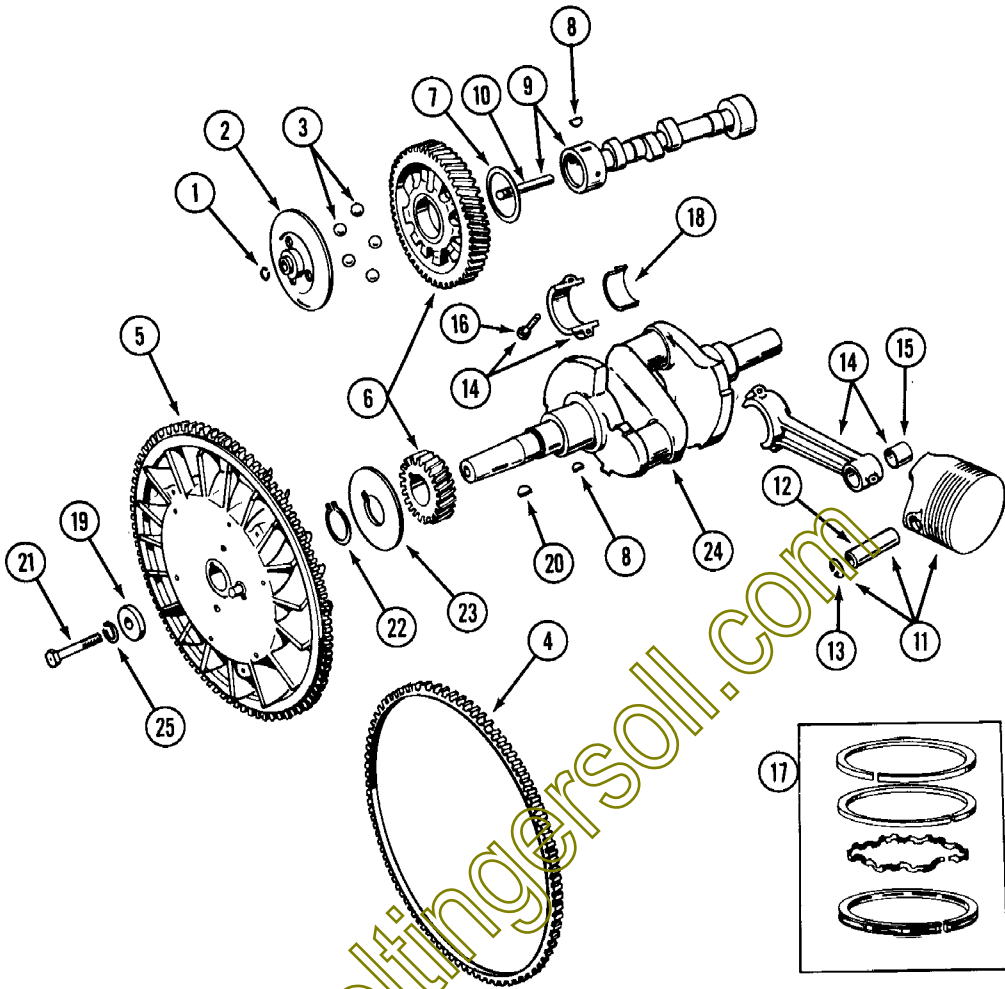


FUEL PUMP ASSEMBLY

<u>Ref. No.</u>	<u>Part No.</u>	<u>Description</u>	<u>Req'd</u>
1	C 20653	PUMP - fuel, vacuum (used S/N 9663306 and after)	1
2	C 20740	BASE - fuel pump	1
3	C 20440	SPRING - diaphragm.	1
4	C 20448	PLATE - spring	1
5	C 20434	GASKET - base, fuel pump	1
6	C 20437	DIAPHRAGM - fuel pump	1
7	C 20428	VALVE PLATE ASSEMBLY	1
8	C 20738	GASKET - cover, fuel pump.	1
9	C 20739	COVER - fuel pump	1
10	C 20433	SCREW - cover, fuel pump	2
11	C 20645	PLATE - mechanical fuel pump hole cover	1
12	192- 19	LOCKWASHER - 1/4"	2
13	113- 1	BOLT - 1/4 x 1/2" n.c. hex	2
14	C 20735	GASKET - plate, fuel pump hole cover.	1
15	C 20647	TUBE - vacuum line	1
16	C 20648	FITTING - inverted male	1
17	C 20411	CAP - fuel pump	1
18	214-251	CLAMP - hose	3
19	C 20650	BRACKET - fuel pump mtg.	1
20	C 20651	SCREW - #10 x 5/8"	2
21	129- 27	NUT - #10 n.f. n.c. hex	2
22	C 16202	HOSE - vacuum, fuel pump	1
23	C 15526	HOSE - fuel pump to carburetor	1

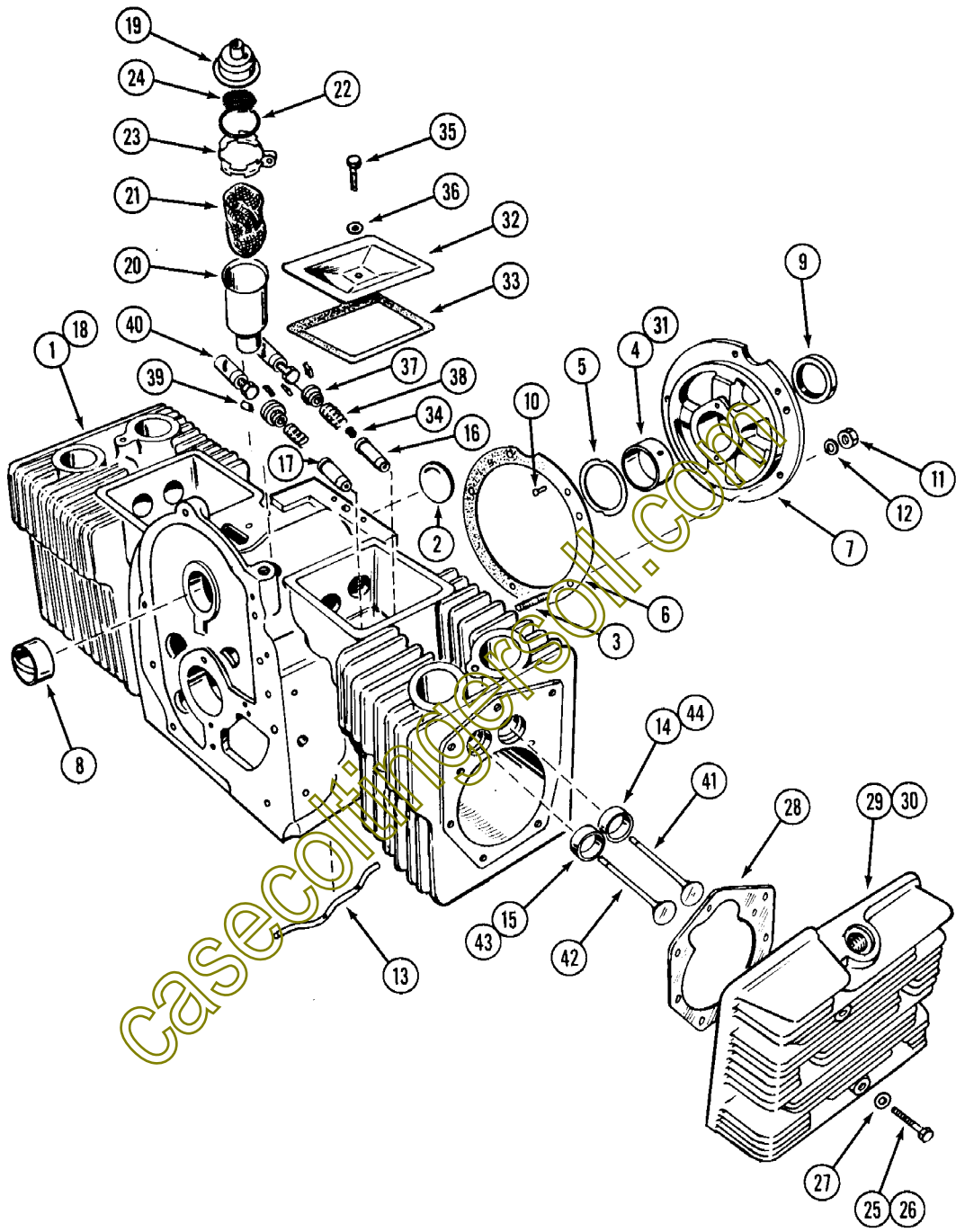
FUEL PUMP MECHANICAL

1	C 20652	PUMP - fuel, mechanical (used prior to S/N 9663306).	1
2	NSS	BODY - fuel pump (order C 20719 pump)	1
3	C 20721	SCREW - #8 x 7/8" machine	4
4	NSS	GASKET - valve (order C 20720 kit)	2
5	NSS	VALVE AND CAGE (order C 20720 kit)	2
6	C 20727	RETAINER - valve cage	1
7	C 20722	SCREW - #6 - 32 x 7/8" flat hd. Phillips, self tapping	2
8	NSS	DIAPHRAGM ASSEMBLY (order C 20720 kit)	1
9	NSS	SPRING - diaphragm (order C 20720 kit)	1
10	NSS	SPRING - arm (order C 20720 kit)	1
11	C 20729	PIN - rocker arm	1
12	NSS	BODY - fuel pump, lower (order C 20719 pump)	1
13	C 20547	RETAINER - primer lever	1
14	C 20733	SEAL - o-ring	2
15	C 20734	SPRING - primer lever	1
16	C 20732	LEVER - primer.	1
17	NSS	GASKET - diaphragm (order C 20720 kit).	1
18	C 20730	ARM ASSEMBLY - rocker, includes link	1
19	C 20735	GASKET - fuel pump mtg.	1
	C 20720	KIT - fuel pump (includes items 4, 5, 8, 9, 10, 17 & 19)	1



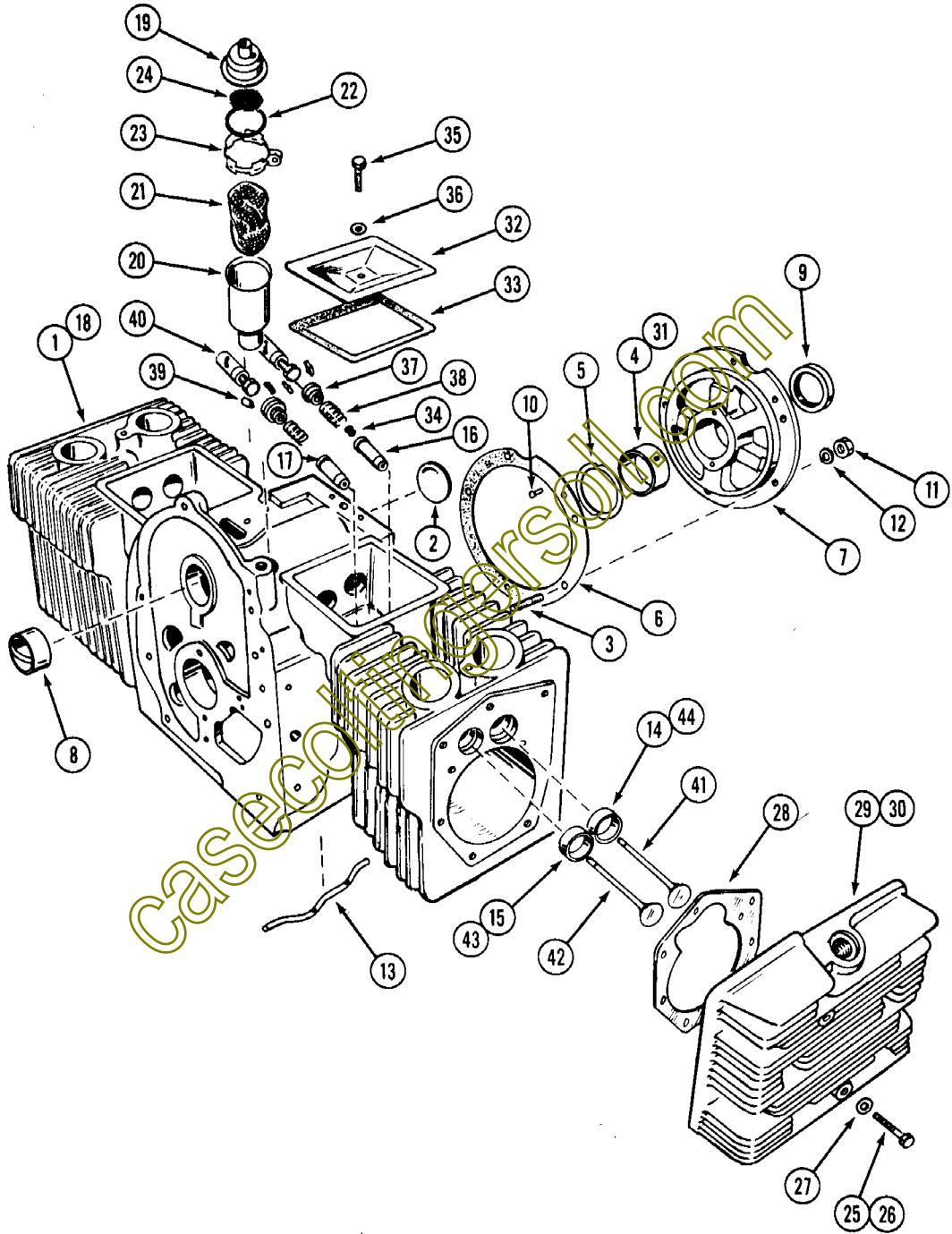
PISTON, CRANKSHAFT, FLYWHEEL AND CAMSHAFT

<u>Ref. No.</u>	<u>Part No.</u>	<u>Description</u>	<u>Req'd</u>
1	C 20233	RING - center pin, camshaft	1
2	C 20224	CUP - governor	1
3	211- 14	BALL - fly, governor	5
4	C 20308	GEAR - ring, flywheel	1
5	C 20317	FLYWHEEL - engine (includes ring gear)	1
6	C 20228	GEAR SET - timing (includes cam and crankshaft gears)	1
7	C 20229	WASHER - thrust, cam gear	1
8	126- 9	KEY - woodruff, cam and cranksahft gear mtg.	2
9	C 20327	CAMSHAFT - engine (includes C 20233 Pin)	1
10	C 20233	PIN - camshaft center	1
11	C 20342	PISTON AND PIN ASSEMBLY - standard	2
11	C 20351	PISTON AND PIN ASSEMBLY - .005"	2
11	C 20352	PISTON AND PIN ASSEMBLY - .010"	2
11	C 20357	PISTON AND PIN ASSEMBLY - .020"	2
11	C 20358	PISTON AND PIN ASSEMBLY - .030"	2
11	C 20373	PISTON AND PIN ASSEMBLY - .040"	2
12	C 20379	PIN - piston	2
13	C 20380	RETAINER - piston pin	4
14	C 20381	CONNECTING ROD ASSEMBLY	2
15	C 20481	BUSHING - piston pin	2
16	C 20402	BOLT - connecting rod	4
17	C 20382	RING SET - piston (standard)	2
17	C 20383	RING SET - piston (.005" oversize)	2
17	C 20384	RING SET - piston (.010" oversize)	2
17	C 20386	RING SET - piston (.020" oversize)	2
17	C 20394	RING SET - piston (.030" oversize)	2
17	C 20400	RING SET - piston (.040" oversize)	2
18	C 20403	BEARING - connecting rod (standard)	4
18	C 20408	BEARING - connecting rod (.002" undersize)	4
18	C 20409	BEARING - connecting rod (.010" undersize)	4
18	C 20410	BEARING - connecting rod (.020" undersize)	4
18	C 20480	BEARING - connecting rod (.030" undersize)	4
19	C 20482	WASHER - flywheel mtg.	1
20	126- 16	KEY - flywheel mtg.	1
21	C 20483	BOLT - flywheel mtg., special	1
22	C 20218	RETAINER - crankshaft gear	1
23	C 20219	WASHER - retaining, crankshaft gear	1
24	C 20487	CRANKSHAFT - engine	1
25	92- 7	LOCKWASHER - 7/16" flywheel mtg.	1



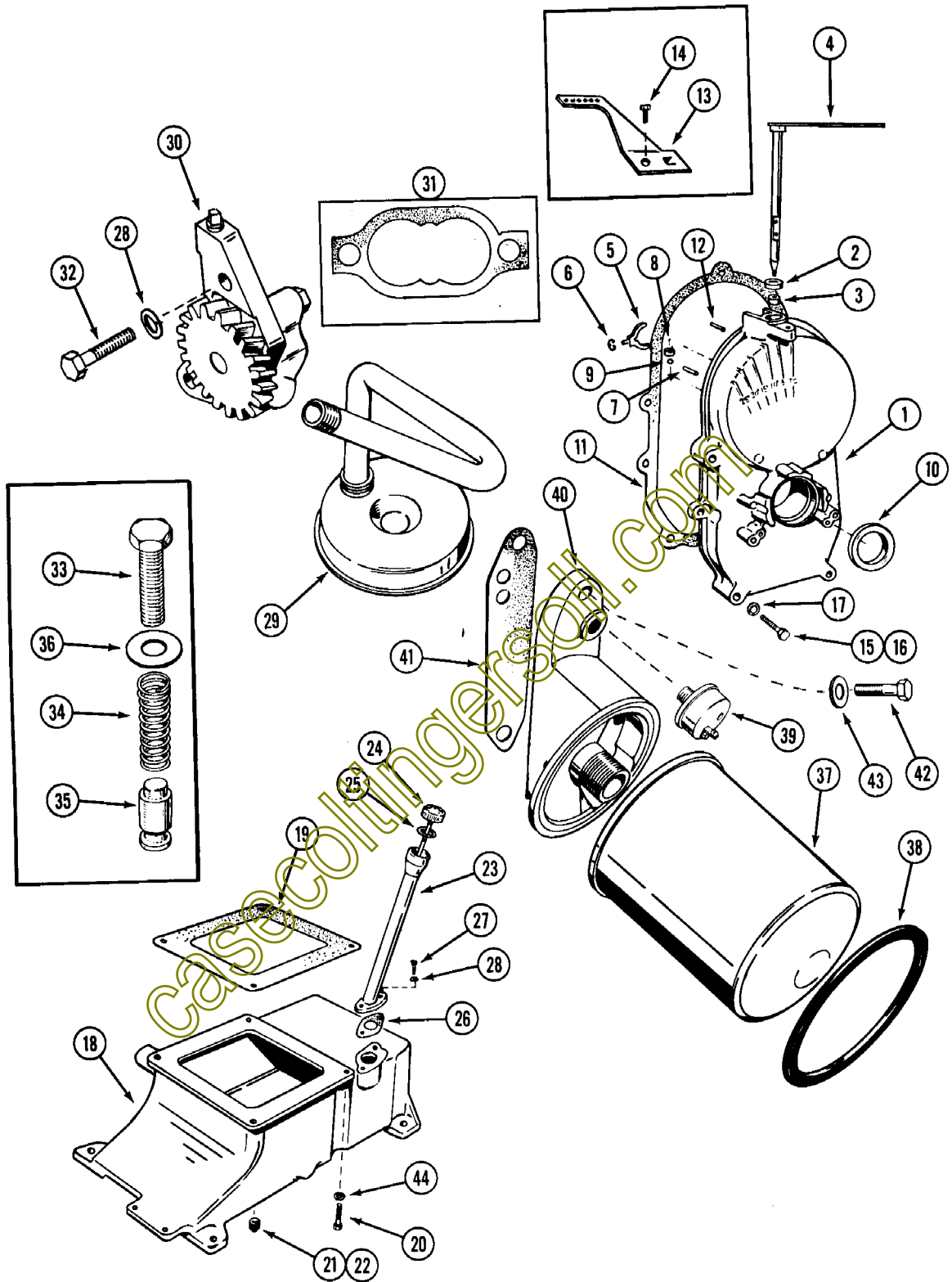
ENGINE BLOCK AND ATTACHING PARTS

<u>Ref. No.</u>	<u>Part No.</u>	<u>Description</u>	<u>Req'd</u>
1	C 20489	BLOCK ASSEM. - cylinder, standard bore	1
2	C 20252	PLUG - camshaft expansion	1
3	C 20497	STUD - bearing plate, rear	5
4	C 20262	BEARING - crankshaft, standard (undersize see below)	2
5	C 20267	WASHER - thrust, crankshaft bearing	2
6	C 20511	KIT - gasket, bearing plate	1
7	C 20512	PLATE - bearing (excludes bearing)	1
8	C 20513	BEARING - camshaft, front or rear	2
9	C 20271	SEAL - bearing plate	1
10	C 20272	PIN - main bearing stop	4
11	129-513	NUT - stud, bearing plate	5
12	C 20519	LOCKWASHER - rear bearing plate	5
13	C 20520	TUBE - oil, crankcase	1
14	C 20528	INSERT - valve seat, intake (oversize see page 93)	2
15	C 20573	INSERT - valve seat, exhaust (oversize see page 93)	2
16	C 20534	GUIDE - valve, intake	2
17	C 20533	GUIDE - valve, exhaust	2
18	C 21569	BLOCK ASSEM. - short (includes: cylinder and crankcase, all bearings, crankshaft, camshaft, timing gear, governor gear case, rods, pistons, rings, valves, oil pump and breather tube)	1
19	C 20490	CAP - breather tube	1
20	C 20491	TUBE - breather	1
21	C 20492	BAFFLE - breather tube	1
22	C 20493	SEAL - o-ring, breather tube	1
23	C 20536	CLAMP - breather cap	1
24	C 20504	SCREEN - breather	1
25	C 20540	BOLT - 5/16 x 1 1/4" n.c. hex	8
26	C 20541	BOLT - 5/16 x 1-3/4" n.c. hex	10
27	C 20248	WASHER - 5/16"	18
28	C 20499	GASKET - cylinder head	2
29	C 20500	HEAD - cylinder R.H. (used prior to eng. no. 292517)	1
29	C 20501	HEAD - cylinder R.H. (used eng. no. 292517 and after)	1
30	C 20502	HEAD - cylinder L.H. (used prior to eng. no. 292517)	1
30	C 20503	HEAD - cylinder L.H. (used eng. no. 292517 and after)	1
31	C 20263	BEARING - crankshaft, rear (.002 undersize)	2
31	C 20264	BEARING - crankshaft, rear (.010 undersize)	2



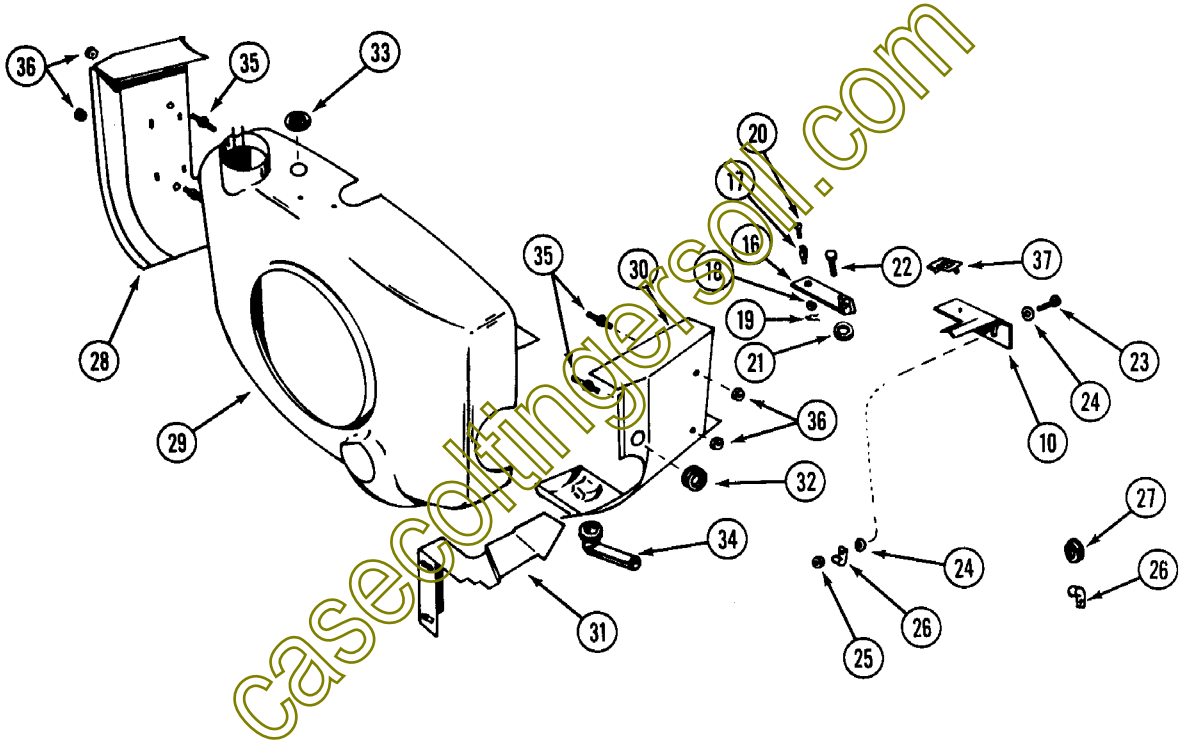
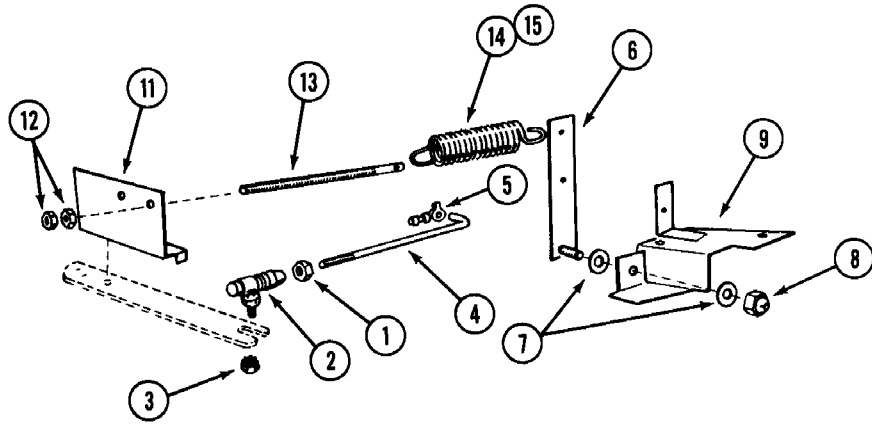
ENGINE BLOCK AND ATTACHING PARTS (continued)

<u>Ref. No.</u>	<u>Part No.</u>	<u>Description</u>	<u>Req'd</u>
31	C 20265	BEARING - crankshaft, rear (.020 undersize)	2
31	C 20266	BEARING - crankshaft, rear (.030 undersize)	2
32	C 20494	COVER - valve	2
33	C 20495	GASKET - cover, valve	2
34	C 20498	SEAL - valve, intake	2
35	13- 436	BOLT - valve cover	2
36	C 20247	WASHER - valve cover, copper	2
37	C 20517	ROTATOR - valve	4
38	C 20293	SPRING - valve	4
39	C 20294	LOCK - valve and spring	8
40	C 20276	TAPPET - valve, standard	4
40	C 20277	TAPPET - valve, .005" oversize	4
41	C 20521	VALVE - intake	2
42	C 20522	VALVE - exhaust	2
43	C 20524	INSERT - valve seat, exhaust (.002" oversize)	2
43	C 20525	INSERT - valve seat, exhaust (.005" oversize)	2
43	C 20526	INSERT - valve seat, exhaust (.010" oversize)	2
43	C 20527	INSERT - valve seat, exhaust (.025" oversize)	2
44	C 20529	INSERT - valve seat, intake (.002" oversize)	2
44	C 20530	INSERT - valve seat, intake (.005" oversize)	2
44	C 20531	INSERT - valve seat, intake (.010" oversize)	2
44	C 20532	INSERT - valve seat, intake (.025" oversize)	2
	C 20655	KIT - gasket, complete engine	1
	C 20754	KIT - gasket, carbon removal (includes: valve cover gaskets, cylinder head gaskets, intake manifold gaskets and exhaust gaskets)	1
	C 20755	KIT - overhaul, engine (standard) includes: valves, valve spring and retainers, ring set, oil filter, breather tube, points, plugs, condenser, crankshaft retainer ring and gasket kit.	1



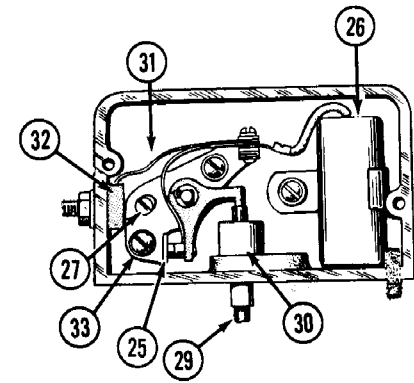
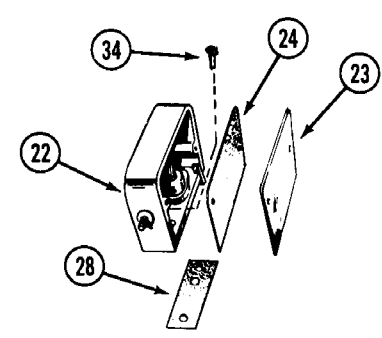
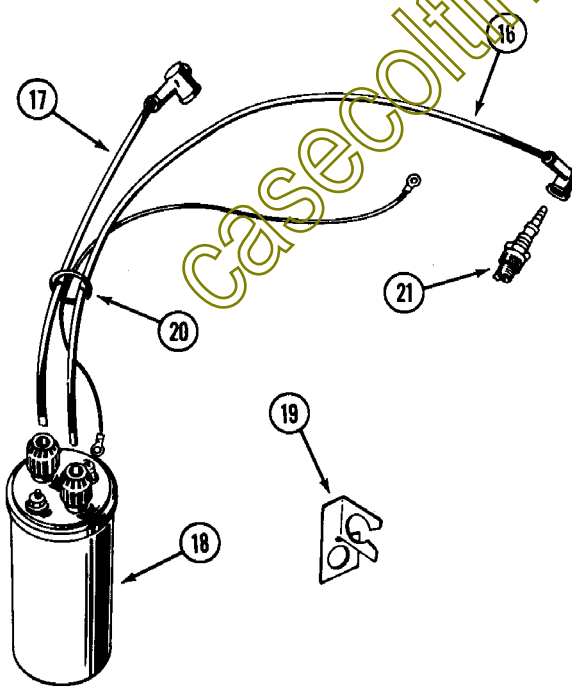
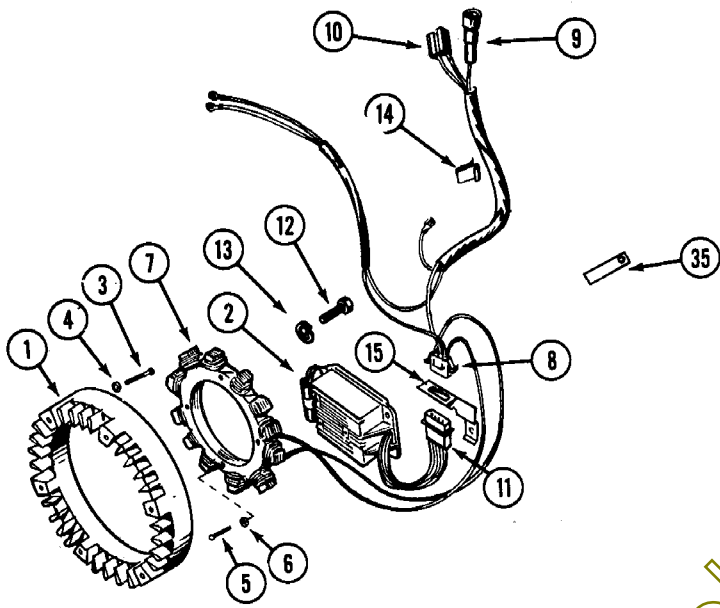
OIL BASE, OIL PUMP AND GEAR COVER

Ref. No.	Part No.	Description	Req'd
1	C 20551	COVER ASSEMBLY - gear	1
2	C 20310	SEAL - oil, governor shaft	1
3	C 20544	BEARING - governor shaft, upper	1
4	C 20545	SHAFT AND ARM ASSEMBLY - governor	1
5	C 20546	YOKE - governor shaft	1
6	C 20547	RING - retainer, yoke	1
7	C 20309	PIN - stop, governor cup	1
8	C 20549	BEARING - governor shaft, lower	1
9	211- 5	BEARING - ball, governor shaft	1
10	C 20312	SEAL - gear cover	1
11	C 20552	GASKET - gear cover	1
12	C 20314	PIN - gear cover	2
13	C 20579	ARM - governor extension	1
14	177- 97	BOLT - governor arm extension	1
15	13- 528	BOLT - 5/16 x 1-3/4" n.c. hex	4
16	13- 536	BOLT - 5/16 x 2-1/4" n.c. hex	1
17	92- 5	LOCKWASHER - 5/16"	5
18	C 20556	BASE - oil	1
19	C 20555	GASKET - oil base	1
20	C 20557	BOLT - oil base to block	4
21	221- 13	PLUG - oil drain 3/8"	1
22	221- 14	PLUG - oil drain 1/2"	1
23	C 20563	TUBE - oil filler (used with vacuum fuel pump)	1
23	C 20562	TUBE - oil filler (used with mechanical fuel pump)	1
24	C 20553	CAP - oil filler	1
25	C 20554	GASKET - oil cap	1
26	C 20564	GASKET - tube, oil filler	1
27	13- 410	BOLT - oil filler tube mtg.	2
28	92- 4	LOCKWASHER - filler tube and oil pump mtg.	4
29	C 20570	INTAKE - oil pump (includes cup, screen and pipe)	1
30	C 20323	OIL PUMP ASSEMBLY (internal components NSS)	1
31	C 20325	KIT - gasket oil pump	1
32	13- 416	BOLT - oil pump mtg.	2
33	14- 612	BOLT - 3/8" n.c. hex, oil by-pass	1
34	C 20320	SPRING - oil by-pass	1
35	C 20322	VALVE - oil by-pass	1
36	C 20274	WASHER - oil by-pass	1
37	C 20566	FILTER - oil	1
38	C 20577	GASKET - oil filter	1
39	C 20568	SWITCH - oil indicator	1
40	C 20565	ADAPTER - oil filter (used on early models)	1
41	C 20330	GASKET - adapter, oil	1
42	13- 516	BOLT - 5/16 x 1" n.c. hex	2
43	C 20331	WASHER - copper	2
44	92- 9	LOCKWASHER - oil base mtg.	4



GOVERNOR AND BLOWER HOUSING

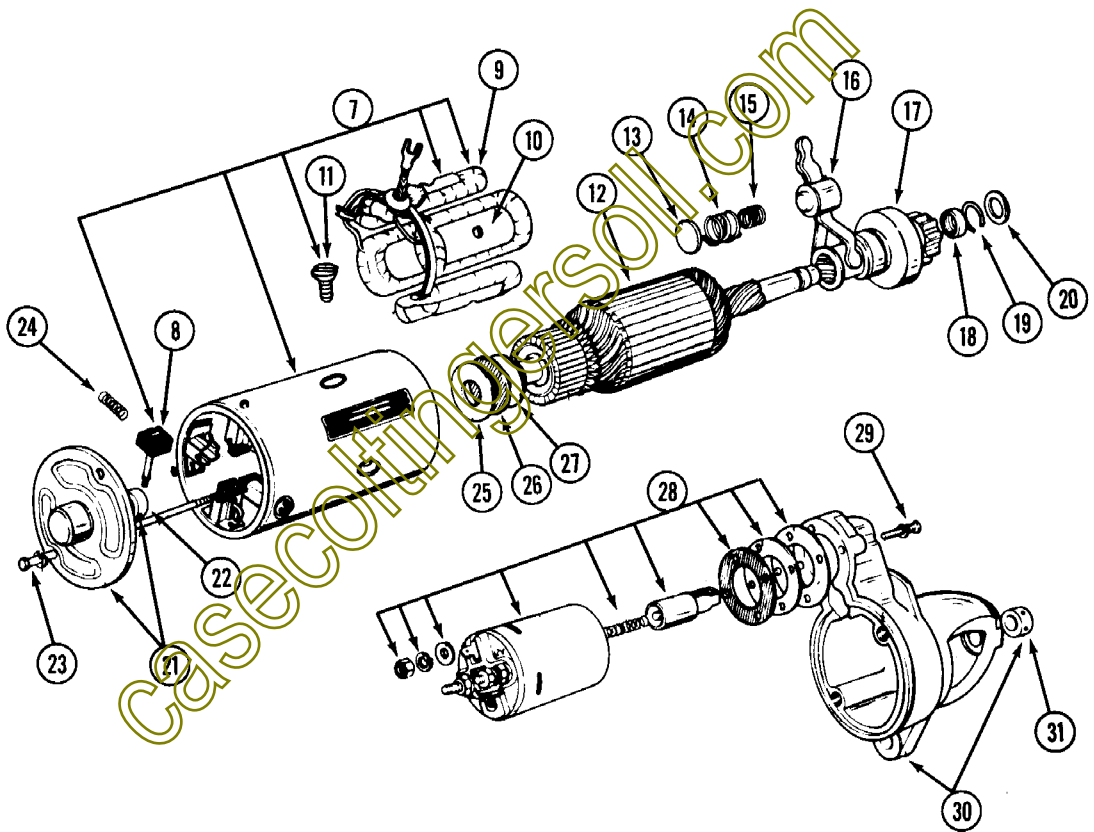
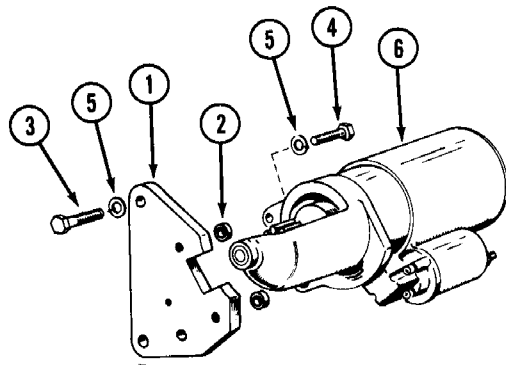
Ref. No.	Part No.	Description	Req'd
1	C 20550	NUT - lock, governor throttle	1
2	C 20569	BALLJOINT - governor throttle rod.	1
3	C 20605	NUT - ball joint	1
4	C 20572	ROD - governor throttle	1
5	C 20573	CLIP - rod, governor throttle	1
6	C 20606	ARM - governor pivot (used prior to S/N 9663306).	1
7	C 20619	WASHER - governor arm (used prior to S/N 9663306).	2
8	131- 702	NUT - lock, governor arm (used prior to S/N 9663306)	1
9	C 20607	BRACKET - governor control (used prior to S/N 9663306)	1
10	C 20608	BRACKET - governor control (used S/N 9663306 and after).	1
11	C 20609	ADAPTER - governor arm (used prior to S/N 9663306)	1
12	129- 27	NUT - #10	2
13	C 20611	ROD - governor, high speed	1
14	C 20612	SPRING - governor (used prior to S/N 9663306)	1
15	C 20613	SPRING - governor (used S/N 9663306 and after)	1
16	C 20622	ARM - governor, rear	1
17	C 20372	SWIVEL - governor arm.	1
18	195- 14	WASHER - #6	1
19	136- 2	PIN - cotter	1
20	169- 74	SCREW - #8 x 5/16"	1
21	C 20624	SPACER - governor arm	1
22	121- 3	BOLT - locking 1/4 x 1/2" n.f. hex	1
23	C 20627	SCREW - #10 x 1" n.f.	1
24	C 20628	WASHER - #10	2
25	129- 27	NUT - #10 N.F. hex	1
26	C 20626	CLIP - hose	2
27	C 20625	GROMMET - rubber	1
28	C 20578	BAFFLE - cylinder L.H. (used prior to S/N 9663306).	1
28	C 20580	BAFFLE - cylinder L.H. (used S/N 9663306 and after).	1
29	C 20581	HOUSING - blower (used prior to S/N 9663306)	1
29	C 20582	HOUSING - blower (used S/N 9663306 and after)	1
30	C 20583	BAFFLE - cylinder R.H. (used prior to S/N 9663306).	1
30	C 20584	BAFFLE - cylinder R.H. (used S/N 9663306 and after).	1
31	C 20614	BAFFLE - air.	1
32	C 20610	GROMMET - rubber	1
33	C 20616	PLUG - blower housing	1
34	C 20620	TUBE - drain, oil filter	1
35	C 20621	STUD - cylinder air baffle	4
36	25- 118	NUT - baffle mtg.	4
37	C 20374	CLIP - cable, throttle	1



casecoltingersoll.com

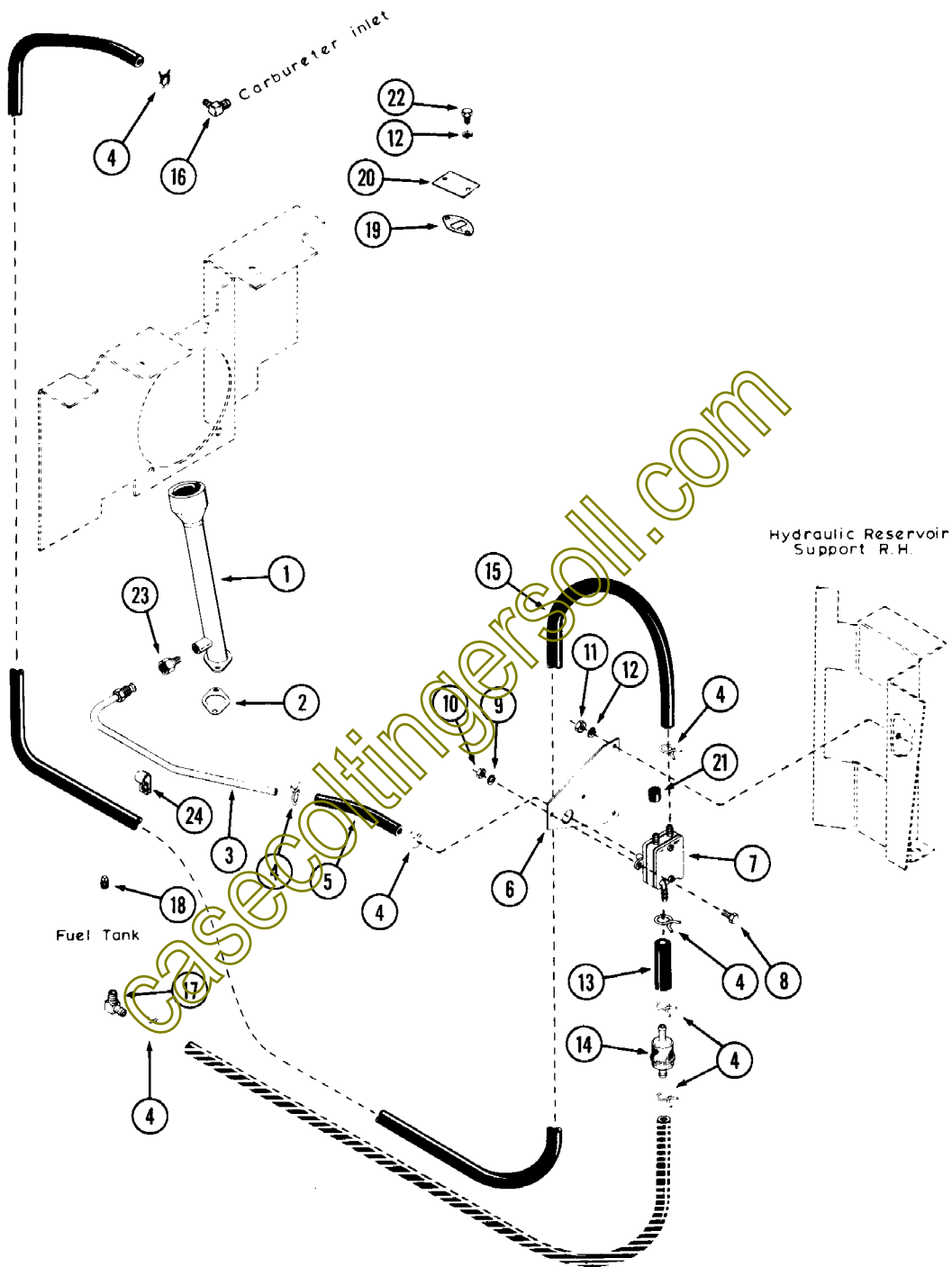
IGNITION AND CHARGING SYSTEM

Ref. No.	Part No.	Description	Req'd
1	C 20591	ROTOR - alternator	1
2	C 20592	REGULATOR, RECTIFIER ASSEMBLY	1
3	C 20593	SCREW - rotor mounting	6
4	92- 4	LOCKWASHER - rotor mtg.	6
5	C 20594	SCREW - stator mounting	3
6	92- 3	LOCKWASHER - stator mtg.	3
7	C 20590	STATOR ASSEMBLY (includes items 8, 9 & 10)	1
8	C 20596	CONNECTOR - socket	1
9	C 20597	HOLDER - fuse	1
10	C 20599	CONNECTOR - wire	1
11	C 20604	CONNECTOR - plug, regulator	1
12	13- 414	SCREW - 1/4 x 7/8" regulator, rectifier, mtg.	3
13	92 4	LOCKWASHER - 1/4"	3
14	C 20585	CLIP - wire holder	1
15	C 20617	BRACKET - socket mtg., wire	1
16	C 20507	CABLE - spark plug 23-1/2"	1
17	C 20348	CABLE - spark plug 19"	1
18	C 20349	COIL - ignition	1
19	C 20344	BRACKET - cable, spark plug	1
20	16905	RETAINER - o-ring, spark plug cables	1
21	O5999AB	SPARK PLUG	2
22	C 20514	BOX ASSEMBLY - breaker contact (includes items 23, 24, 25 & 26)	1
23	C 20318	COVER - breaker box	1
24	C 20321	GASKET - breaker box	1
25	C 20484	POINT SET - breaker contacts (order kit below)	1
26	C 20343	CONDENSER - breaker contacts (order kit below)	1
27	C 20332	CAM - point gap adjust	1
28	C 20505	GASKET - breaker box mtg.	1
29	C 20506	PLUNGER ASSEMBLY (includes plunger, guide & diaphragm)	1
30	C 20509	DIAPHRAGM - breaker box	1
31	C 20515	STRAP - point set to terminal block	1
32	C 20516	BLOCK AND TERMINAL ASSEMBLY	1
33	C 20548	SCREW - #8 x 1/4"	3
34	C 20535	SCREW - breaker box mtg.	2
35	C 20588	CLIP - wire harness	1



STARTER MOTOR

<u>Ref. No.</u>	<u>Part No.</u>	<u>Description</u>	<u>Req'd</u>
1	C 20589	BRACKET - starter mtg.	1
2	C 20587	SPACER - starter mtg.	2
3	13- 620	BOLT - starter bracket mtg.	3
4	C 20615	BOLT - starter to bracket mtg.	2
5	92- 6	LOCKWASHER - starter mtg.	5
6	C 20586	MOTOR - starting 12 volt	1
7	C 20663	YOKE ASSEMBLY - frame (includes items 8, 9, 10 & 11)	1
8	C 20678	BRUSH - starter motor	4
9	C 20683	COIL ASSEMBLY - field	1
10	C 20686	POLE - shoe	4
11	C 20687	SCREW - coil mtg., field	4
12	C 20664	ARMATURE - starter motor	1
13	C 20673	HOLDER - spring	1
14	C 20672	SPRING - lever (B)	1
15	C 20671	SPRING - lever (A)	1
16	C 20670	LEVER - clutch fork.	1
17	C 20665	CLUTCH - engaging, starter	1
18	C 20666	STOP - pinion	1
19	C 20667	RING - retaining	1
20	C 20668	WASHER	1
21	C 20674	END CAP - starter, rear (includes bearing).	1
22	C 20685	BEARING - rear	1
23	C 20680	BOLT - through	2
24	C 20679	SPRING - brush	4
25	C 20676	WASHER - armature	1
26	C 20677	WASHER - insulating	1
27	C 20675	WASHER - armature	1
28	C 20682	SWITCH ASSEMBLY - solenoid	1
29	C 20681	SCREW - solenoid mtg.	3
30	C 20669	FRAME ASSEMBLY - drive end (includes bearing).	1
31	C 20684	BEARING - front.	1



C 19442 FUEL PUMP KIT

<u>Ref. No.</u>	<u>Part No.</u>	<u>Description</u>	<u>Req'd</u>
	C 19442	KIT - fuel pump (used prior to S/N 9663306)	1
1	C 19371	TUBE - oil filler	1
2	C 20564	GASKET - oil filler tube	1
3	C 19373	TUBE - impulse	1
4	214- 251	CLAMP - hose spring type	6
5	C 19374	HOSE - pulse line 5-1/2"	1
6	C 19366	PLATE - fuel pump mounting	1
7	C 20653	PUMP - fuel.	1
8	162- 13	BOLT - #10 x 3/4" hex	2
9	192- 18	LOCKWASHER - #10	2
10	129- 17	NUT - #10	2
11	129-101	NUT - 1/4" hex	2
12	192- 19	LOCKWASHER 1/4"	4
13	C 19441	HOSE - fuel 2"	1
14	C 16276	FILTER - fuel assembly	1
15	C 19368	HOSE - fuel line 40"	1
16	C 20636	FITTING - carburetor	1
17	C 10678	FITTING - fuel tank	1
18	221- 11	PLUG - pipe 1/8"	1
19	C 20735	GASKET - old fuel pump opening	1
20	C 20645	COVER - old fuel pump opening	1
21	C 20411	CAP - fuel pump inlet	1
22	113- 1	BOLT - 1/4" x 1/2" hex	2
23	C 20648	FITTING - reducing	1
24	C 21602	CLIP - hose	1

casecoltingersoil.com

NUMERICAL INDEX

PART NO.	PAGE NO.	REF. NO.	PART NO.	PAGE NO.	REF. NO.	PART NO.	PAGE NO.	REF. NO.			
	10923	65	17	A	72043	61	17	C	12552	37	26
	10927	65	12	A	72043	63	17	C	12559	37	31
	10934	65	3	A	72046	61	32	C	12560	37	32
	16905	99	20	A	72046	63	32	C	12561	37	34
	36627	77	3	A	72047	61	33	C	12603	15	2
	40035	9	20	A	72047	63	33	C	12713	37	2
	40035	11	28	A	72048	61	11	C	12718	37	36
A	7982	49	5	A	72048	63	11	C	12721	37	12
A	7982	51	5	A	72050	61	29	C	12722	37	11
A	10326	17	22	A	72050	63	29	C	12723	37	10
A	20965	65	1	A	72078	21	8	C	12725	37	21
A	25423	63	9	A	72079	21	7	C	12888	31	11
A	25441	63	31	A	72080	21	9	C	12932	47	11
A	25447	61	20	A	72083	21	15	C	12965	37	38
A	25447	63	20	A	72084	21	10	C	12975	31	23
A	25461	63	4	A	72092	21	2	C	13106	31	14
A	25546	61	36	A	72100	13	57	C	13168	33	13
A	25546	63	36	A	72100	23	2	C	13196	37	17
A	27001	9	23	A	72103	21	11	C	13197	37	13
A	27251	65	17	A	72104	63	2	C	13200	49	8
A	27365	11	39	A	72108	13	56	C	13200	51	16
A	27891	77	13	A	72108	21	2	C	13200	51	24
A	28077	19	6	A	72108	23	13	C	13211	37	9
A	28077	83	6	B	50213	67		C	13241	37	5
A	30064	33	2	B	50223	65	5	C	13261	37	28
A	30095	39	22	B	50224	65	11	C	13266	37	8
A	30095	41	22	B	50255	65	2	C	13360	73	2
A	30097	49	21	B	50273	65	6	C	13385	37	6
A	30338	79	13	B	50275	65	9	C	13526	33	16
A	33531	35	14	B	50293	65	14	C	13770	37	1
A	34046	65	21	B	50310	65	10	C	14060	69	1
A	34428	31	40	B	52118	79	12	C	14066	71	7
A	37247	45	24	B	52144	37	15	C	14168	37	23
A	37247	47	4	B	59393	13	48	C	14187	33	15
A	37247	59	8	C	10316	33	1	C	14195	39	19
A	40702	61	4	C	10372	5	2	C	14195	41	19
A	40702	63	40	C	10492	15	1	C	14195	47	14
A	40736	61	21	C	10657	23	14	C	14204	69	27
A	40736	61	22	C	10678	23	3	C	14222	37	39
A	40736	63	21	C	10678	103	17	C	14223	37	37
A	40736	63	22	C	10822	33	6	C	14229	69	30
A	40855	65	4	C	10836	69	3	C	14245	39	18
A	41927	61	13	C	10898	27	32	C	14245	41	18
A	41959	61	27	C	11501	31	18	C	14246	47	12
A	42127	61	25	C	11527	43	33	C	14291	25	6
A	43356	61	31	C	11527	57		C	14293	25	12
A	43494	61	2	C	11528	43	34	C	14295	25	10
A	43495	61	23	C	11529	23	18	C	14302	65	11
A	50096	37	18	C	11529	47	6	C	14302	67	10
A	55894	77	9	C	11545	47	7	C	14302	69	
A	59939	31	10	C	11545	23	19	C	14303	69	10
A	70090	19	4	C	11886	77	24	C	14304	69	9
A	70090	19	5	C	11888	77	1	C	14305	69	8
A	70090	83	4	C	11889	77	2	C	14344	61	34
A	70100	47	8	C	11887	77	25	C	14344	63	34
A	70202	65	8	C	11891	77	14	C	14345	15	7
A	70221	65	7	C	11892	77	23	C	14398	11	43
A	72000	53	13	C	11893	77	20	C	14399	11	26
A	72038	61	7	C	11895	77	16	C	14506	17	4
A	72038	63	7	C	11896	77	12	C	14534	29	12
A	72039	61	5	C	11901	77	22	C	14537	65	9
A	72039	63	5	C	12093	45	25	C	14537	67	9
A	72040	61	6	C	12093	59	9	C	14539	71	6
A	72040	63	6	C	12127	45	11	C	14553	65	6
A	72041	63	23	C	12224	17	2	C	14565	65	3
A	72042	61	10	C	12551	37	25	C	14566	67	4
A	72042	63	10					C	14568	81	2

NUMERICAL INDEX

PART NO.	PAGE NO.	REF. NO.	PART NO.	PAGE NO.	REF. NO.	PART NO.	PAGE NO.	REF. NO.			
C	14599	69	21	C	15740	53	13	C	17443	49	13
C	14619	39	17	C	17568	81	7	C	17443	51	21
C	14619	41	17	C	15769	81	8	C	17444	49	12
C	14644	37	24	C	15771	81	6	C	17444	51	20
C	14655	39	26	C	16128	79	20	C	17445	49	18
C	14655	41	26	C	16133	59	26	C	17456	29	16
C	14655	55		C	16202	87	22	C	17457	29	16
C	14690	23	15	C	16239	27	8	C	17485	29	2
C	14690	47	11	C	16276	103	14	C	17488	29	1
C	14692	81	9	C	16295	37	27	C	17491	29	17
C	14703	79	16	C	16339	37	22	C	17533	27	1
C	14709	79	17	C	16429	29	7	C	17534	27	1
C	14710	79	18	C	16430	29	6	C	17536	59	16
C	14712	79		C	16616	25	19	C	17541	33	7
C	14715	79	8	C	16682	17	11	C	17546	69	31
C	14717	79	15	C	16683	45	21	C	17550	31	37
C	14722	79	3	C	16683	59	2	C	17551	45	10
C	14724	79	4	C	16714	47	2	C	17552	45	15
C	14725	79	14	C	16744	37	3	C	17553	45	7
C	14728	17	3	C	16786	25	13	C	17555	45	1
C	14728	29	15	C	16852	65	8	C	17557	45	19
C	14827	55	4	C	16898	45	3	C	17563	27	2
C	14828	55	7	C	17066	29	20	C	17566	59	5
C	14829	55	8	C	17152	29	14	C	17569	45	2
C	14830	55	9	C	17187	65	2	C	17570	31	32
C	14831	55	10	C	17188	81	3	C	17571	59	1
C	14832	55	11	C	17189	81	4	C	17572	31	28
C	14833	55	12	C	17216	29	19	C	17579	59	14
C	14834	55	13	C	17250	59	11	C	17585	59	10
C	14836	55	15	C	17252	31	34	C	17587	47	7
C	14837	55	5	C	17255	31	31	C	17588	47	8
C	14838	55	16	C	17256	31	35	C	17594	47	1
C	14872	81	1	C	17257	31	36	C	17596	47	3
C	14906	11	44	C	17268	59		C	17598	27	7
C	14946	33	11	C	17268	81	13	C	17617	25	22
C	14954	11	38	C	17275	65	15	C	17618	25	26
C	14975	79	2	C	17296	31	1	C	17620	25	18
C	14976	79	3	C	17298	39	5	C	17622	41	30
C	14991	79	9	C	17298	53	16	C	17641	73	1
C	15007	23	5	C	17311	35	1	C	17647	27	21
C	15036	53	19	C	17322	35	2	C	17653	27	17
C	15060	9	27	C	17328	35	5	C	17656	27	15
C	15096	31	26	C	17334	35	10	C	17657	27	13
C	15335	39	1	C	17335	35	11	C	17662	27	23
C	15389	75	9	C	17336	35	12	C	17679	17	2
C	15410	29	9	C	17337	35	6	C	17681	17	4
C	15481	39	6	C	17338	35	8	C	17684	31	9
C	15481	53	1	C	17354	39	7	C	17703	31	29
C	15515	25	7	C	17398	31	3	C	17714	43	1
C	15526	87	23	C	17399	31	2	C	17732	59	28
C	15556	25	11	C	17401	31	15	C	17763	65	23
C	15557	25	8	C	17402	31	16	C	17763	67	13
C	15718	25	3	C	17404	31	17	C	17894	41	6
C	15719	25	9	C	17407	31	5	C	17894	53	1
C	15721	25	1	C	17432	49	29	C	17921	62	2
C	15729	53	2	C	17432	51	8	C	17976	65	22
C	15730	53	3	C	17433	49	17	C	17976	67	12
C	15731	53	4	C	17433	51	10	C	17987	35	7
C	15732	53	5	C	17435	49	16	C	18000	47	1
C	15733	53	6	C	17435	51	11	C	18001	47	1
C	15734	53	7	C	17438	49	10	C	18003	27	27
C	15735	53	8	C	17438	51	18	C	18012	45	16
C	15736	53	9	C	17439	49	9	C	18014	31	22
C	15737	53	10	C	17439	51	17	C	18016	31	25
C	15738	53	11	C	17440	49	6	C	18024	27	2
C	15739	53	12	C	17440	51	14	C	18026	33	1
				C	17441	51	15	C	18029	33	2

NUMERICAL INDEX

PART NO.	PAGE NO.	REF. NO.	PART NO.	PAGE NO.	REF. NO.	PART NO.	PAGE NO.	REF. NO.			
C	18055	27	31	C	18242	25	17	C	18628	19	5
C	18064	41	1	C	18243	25	14	C	18628	83	5
C	18095	9	25	C	18244	25	15	C	18629	19	3
C	18097	9	24	C	18245	25	2	C	18629	83	3
C	18097	11	34	C	18246	5	1	C	18759	53	2
C	18097	13	46	C	18248	31	12	C	18760	53	3
C	18098	17	14	C	18249	35	4	C	18761	53	9
C	18099	17	30	C	18250	5	4	C	18762	53	10
C	18100	69	11	C	18251	59	15	C	18763	53	8
C	18102	9	18	C	18254	17	1	C	18764	53	7
C	18103	17	27	C	18254	25		C	18765	53	11
C	18105	33	6	C	18255	17	1	C	18766	53	6
C	18117	39	28	C	18255	25		C	18767	53	4
C	18117	41	28	C	18258	53	19	C	18768	53	5
C	18117	47	5	C	18260	65	1	C	18769	53	12
C	18121	5	1	C	18261	65	20	C	18825	17	11
C	18125	47	2	C	18262	65	21	C	18845	47	12
C	18126	47	3	C	18263	25	25	C	18847	49	27
C	18129	15	1	C	18265	67	1	C	18847	51	27
C	18133	23	17	C	18266	67	3	C	18850	49	24
C	18145	35	15	C	18267	65	4	C	18850	51	23
C	18154	59	19	C	18268	67	5	C	18852	49	19
C	18155	59	20	C	18270	67	8	C	18853	49	25
C	18156	43	12	C	18271	17	3	C	18854	49	28
C	18157	43	22	C	18273	23	16	C	19018	27	10
C	18158	43	24	C	18274	23	12	C	19025	49	
C	18159	39	11	C	18275	23	16	C	19037	55	
C	18159	41	11	C	18277	45	9	C	19104	59	27
C	18160	39	12	C	18278	33	10	C	19163	33	10
C	18160	41	12	C	18279	17	10	C	19169	19	12
C	18161	39	30	C	18280	17	10	C	19169	83	12
C	18161	41	32	C	18281	75	1	C	19170	19	8
C	18162	39	14	C	18281	77		C	19170	83	8
C	18162	41	14	C	18283	67	2	C	19212	55	17
C	18163	39	16	C	18285	75	6	C	19220	49	
C	18164	43	11	C	18286	75	7	C	19366	103	6
C	18165	43	23	C	18286	75	4	C	19368	103	15
C	18166	43	21	C	18287	75	4	C	19368	103	1
C	18166	43	21	C	18288	75	5	C	19371	103	3
C	18167	39	9	C	18288	75	5	C	19373	103	3
C	18167	41	9	C	18289	39	21	C	19374	103	5
C	18168	43	19	C	18291	25	27	C	19384	49	
C	18169	43	17	C	18295	43	16	C	19441	103	13
C	18170	43	7	C	18299	33	3	C	19442	103	
C	18171	43	8	C	18300	33	12	C	19472	25	
C	18172	43	29	C	18301	33	9	C	19876	25	
C	18173	43	30	C	18304	43	13	C	20117	79	1
C	18174	43	20	C	18305	33	17	C	20218	89	22
C	18175	43	5	C	18306	33	19	C	20219	89	23
C	18176	43	18	C	18310	45	6	C	20224	89	2
C	18177	41	16	C	18311	17	1	C	20228	89	6
C	18179	43	32	C	18312	17	3	C	20229	89	7
C	18179	51	1	C	18317	75	7	C	20233	89	1
C	18180	41	21	C	18318	59	25	C	20233	89	10
C	18190	23	20	C	18321	39	10	C	20247	93	36
C	18193	27	20	C	18321	41	10	C	20248	91	27
C	18197	65	12	C	18385	15	5	C	20248	91	27
C	18197	67	11	C	18389	65	10	C	20252	91	2
C	18201	27	14	C	18389	67	14	C	20262	91	4
C	18213	17	1	C	18391	45	12	C	20263	91	31
C	18214	5	3	C	18401	67	6	C	20264	91	31
C	18215	5	2	C	18486	57	6	C	20265	93	31
C	18216	5	7	C	18572	57	12	C	20266	93	31
C	18217	29	8	C	18573	57	1	C	20267	91	5
C	18235	41	5	C	18574	57	17	C	20271	91	9
C	18235	53	16	C	18575	57	4	C	20272	91	10
				C	18576	57	15	C	20274	95	36
				C	18586	27	27	C	20276	93	40
				C	18627	83		C	20277	93	40

NUMERICAL INDEX

PART NO.	PAGE NO.	REF. NO.	PART NO.	PAGE NO.	REF. NO.	PART NO.	PAGE NO.	REF. NO.			
C	20293	93	38	C	20497	91	3	C	20577	95	38
C	20294	93	39	C	20498	93	34	C	20578	97	28
C	20308	89	4	C	20499	91	28	C	20579	95	13
C	20309	95	7	C	20500	91	29	C	20580	97	28
C	20310	95	2	C	20501	91	29	C	20581	97	29
C	20312	95	10	C	20502	91	30	C	20582	97	29
C	20314	95	12	C	20503	91	30	C	20583	97	30
C	20317	89	5	C	20504	91	24	C	20584	97	30
C	20318	99	23	C	20505	99	28	C	20585	99	14
C	20320	95	34	C	20506	99	29	C	20586	101	6
C	20321	99	24	C	20507	99	16	C	20587	101	2
C	20322	95	35	C	20509	99	30	C	20588	99	35
C	20323	95	30	C	20511	91	6	C	20589	101	1
C	20325	95	31	C	20512	91	7	C	20590	99	7
C	20327	89	9	C	20513	91	8	C	20591	99	1
C	20330	95	41	C	20514	99	22	C	20592	99	2
C	20331	95	43	C	20515	99	31	C	20593	99	3
C	20332	99	27	C	20516	99	32	C	20594	99	5
C	20342	89	11	C	20517	93	37	C	20596	99	8
C	20343	99	26	C	20519	91	12	C	20597	99	9
C	20344	99	19	C	20520	91	13	C	20599	99	10
C	20348	99	17	C	20521	93	41	C	20604	99	11
C	20349	99	18	C	20522	93	42	C	20605	97	3
C	20351	89	11	C	20524	93	43	C	20606	97	6
C	20352	89	11	C	20525	93	43	C	20607	97	9
C	20357	89	11	C	20526	93	43	C	20608	97	10
C	20358	89	11	C	20527	93	43	C	20609	97	11
C	20372	97	17	C	20528	91	14	C	10610	97	32
C	20373	89	11	C	20529	93	44	C	20611	97	13
C	20374	83	17	C	20530	93	44	C	20612	97	14
C	20374	97	37	C	20531	93	44	C	20613	97	15
C	20379	89	12	C	20532	93	44	C	20614	97	31
C	20380	89	13	C	20533	91	17	C	20615	101	4
C	20381	89	14	C	20534	91	16	C	20616	97	33
C	20382	89	17	C	20535	99	34	C	20617	99	15
C	20383	89	17	C	20536	91	23	C	20619	97	7
C	20384	89	17	C	20540	91	25	C	20620	97	34
C	20386	89	17	C	20541	91	26	C	20621	97	35
C	20394	89	17	C	20544	95	3	C	20622	97	16
C	20400	89	17	C	20545	95	4	C	20624	97	21
C	20402	89	16	C	20546	95	5	C	20625	97	27
C	20403	89	18	C	20547	87	13	C	20626	97	26
C	20408	89	18	C	20547	95	6	C	20627	97	23
C	20409	89	18	C	20548	99	33	C	20628	97	24
C	20410	89	18	C	20549	95	8	C	20630	83	16
C	20411	87	17	C	20550	85	26	C	20631	83	27
C	20411	103	21	C	20550	97	1	C	20632	83	28
C	20428	87	7	C	20551	95	1	C	20634	83	14
C	20433	87	10	C	20552	95	11	C	20636	83	18
C	20434	87	5	C	20553	95	24	C	20636	83	24
C	20437	87	6	C	20554	95	25	C	20636	103	16
C	20439	85	15	C	20555	95	19	C	20645	87	11
C	20440	87	3	C	20556	95	18	C	20645	103	20
C	20448	87	4	C	20557	95	20	C	20647	87	15
C	20480	89	18	C	20562	95	23	C	20648	87	16
C	20481	89	15	C	20563	95	23	C	20648	103	23
C	20482	89	19	C	20564	83	19	C	20650	87	19
C	20483	89	21	C	20564	95	26	C	20651	87	20
C	20484	99	25	C	20564	103	2	C	20652	87	1
C	20487	89	24	C	20565	95	40	C	20653	87	1
C	20489	91	1	C	20566	95	37	C	20653	103	7
C	20490	91	19	C	20568	95	39	C	20655	93	
C	20491	91	20	C	20569	97	2	C	20656	83	25
C	20492	91	21	C	20570	95	29	C	20657	83	25
C	20493	91	22	C	20572	97	4	C	20658	83	23
C	20494	93	32	C	20573	91	15	C	20660	83	15
C	20495	93	33	C	20573	97	5	C	20661	83	26

NUMERICAL INDEX

PART NO.	PAGE NO.	REF. NO.	PART NO.	PAGE NO.	REF. NO.	PART NO.	PAGE NO.	REF. NO.			
C	20663	101	7	D	31945	37	4	KO	235815	11	31
C	20664	101	12	D	39712	77	8	KO	223818	11	35
C	20665	101	17	D	40816	51	6	KO	235838	7	14
C	20666	101	18	D	54909	57	5	KO	235868	9	17
C	20667	101	19	D	54915	57	14	KO	235900	17	32
C	20668	101	20	D	54917	57	15	KO	235950	11	23
C	20669	101	30	D	59376	49	7	KO	235951	15	11
C	20670	101	16	KO	200380	21	1	KO	235955	15	4
C	20671	101	15	KO	200380	21	6	KO	236387	21	1
C	20672	101	14	KO	200383	21	4	KO	236504	9	28
C	20673	101	13	KO	220174	13	49	KO	236506	9	31
C	20674	101	21	KO	220174	69	6	KO	236509	9	29
C	20675	101	27	KO	220297	69	2	KO	236510	9	32
C	20676	101	25	KO	220475	69	10	KO	236559	9	33
C	20677	101	26	KO	230020	7	20	KO	236611	9	13
C	20678	101	8	KO	230170	11	9	KO	236705	11	5
C	20679	101	24	KO	230170	7	16	KO	236763	9	2
C	20680	101	23	KO	230265	7	29	KO	236764	9	16
C	20681	101	29	KO	230265	11	11	KO	236765	9	16
C	20682	101	28	KO	230722	65	19	KO	236766	9	16
C	20683	101	9	KO	231032	7	5	KO	236792	11	4
C	20684	101	31	KO	231032	13	58	KO	237064	11	6
C	20685	101	22	KO	231052	17	16	KO	237306	13	55
C	20686	101	10	KO	231281	65	13	KO	237421	19	9
C	20687	101	11	KO	231355	17	31	KO	237421	19	11
C	20689	85		KO	232535	65	14	KO	237421	83	11
C	20691	85	3	KO	232535	69	5	KO	237489	21	3
C	20693	85	5	KO	232770	7	26	KO	237727	13	45
C	20694	85	6	KO	235003	9	11	KO	238057	65	18
C	20699	85	22	KO	235007-S	7	17	KO	240013	7	21
C	20700	85	12	KO	235007-S	11	10	KO	270889	11	3
C	20701	85	13	KO	235011	7	18	KO	275066	7	27
C	20704	85	16	KO	235025	11	16	KO	275067	7	27
C	20705	85	19	KO	235025	13	52	KO	275143	7	4
C	20707	85	21	KO	235026	11	17	KO	275144	7	11
C	20708	85	10	KO	235047	7	9	KO	275144	13	51
C	20709	85	25	KO	235048	7	6	KO	275182	69	12
C	20711	85	27	KO	235048	13	50	KO	275220	7	3
C	20712	85	11	KO	235053	7	28	KO	275231	21	5
C	20713	85	28	KO	235054	15	9	KO	275341	13	59
C	20715	85	30	KO	235057	13	60	KO	275341	19	6
C	20716	85	31	KO	235070	11	29	KO	275341	23	11
C	20718	85	33	KO	235070	13	54	KO	275690	17	15
C	20720	87		KO	235084	17	19	KOA	231533	69	1
C	20721	87	3	KO	235085	17	18	KOA	235100	19	1
C	20722	87	7	KO	235086	17	17	KOA	235256-S	17	26
C	20727	87	6	KO	235117	7	8	KOA	235327	7	22
C	20729	87	11	KO	235118	7	7	KOA	235646	7	25
C	20730	87	18	KO	235125-S	17	29	KOA	235743-S	17	28
C	20732	87	16	KO	235168	7	19	KOA	236205	23	8
C	20733	87	14	KO	235175	11	2	KOA	236507	9	30
C	20734	87	15	KO	235207	15	6	KOA	236919	17	34
C	20735	87	14	KO	235277	17	23	KOA	236960	11	1
C	20735	87	19	KO	235278	17	24	KOA	237033-A	11	8
C	20735	103	19	KO	235353	11	20	KOA	237344	9	10
C	20738	87	8	KO	235353	13	53	KOA	237401	9	6
C	20739	87	9	KO	235368	15	5	KOA	237403	9	15
C	20740	87	2	KO	235476	17	25	KOA	237404	9	15
C	20754	93		KO	235496	17	12	KOA	237405	9	15
C	20755	93		KO	235582	7	15	KOA	237490	21	
C	21497	49		KO	235603	17	33	KOA	237490	23	1
C	21557	49		KO	235631	7	10	KOA	237653	17	8
C	21569	91	18	KO	235748	11	42	KOB	237034	9	22
C	21600	83	22	KO	235757	11	29	KOB	237182	11	7
C	21602	103	24	KO	235757	13	54	M	20007	65	16
D	29266	33	7	KO	235803	9	8	O	2815N	25	16
D	29267	33	11	KO	235811	9	7	O	5904-AB	31	38
								O	5999-AB	99	21

NUMERICAL INDEX

PART NO.	PAGE NO.	REF. NO.	PART NO.	PAGE NO.	REF. NO.	PART NO.	PAGE NO.	REF. NO.			
R	15077	61	19	92-	4	95	28	126-	16	89	20
R	15077	63	19	92-	4	99	4	126-	32	31	4
R	15079	63	13	92-	4	99	13	126-	111	53	15
R	15087	63	3	92-	5	95	17	126-	111	61	24
R	15090	61	8	92-	6	9	12	126-	111	63	24
R	15090	63	8	92-	6	83	30	126-	112	53	15
R	15106	61	1	92-	6	101	5	126-	128	37	16
R	15106	63	1	92-	7	89	25	129-	17	17	7
R	16147	61	12	92-	8	73	4	129-	17	103	10
R	16147	63	12	92-	9	95	44	129-	18	63	14
R	16148	61	16	95-	4	77	17	129-	18	61	14
R	16148	63	16	111-	1	17	5	129-	27	69	22
R	16161	61	9	111-	108	69	16	129-	27	87	21
R	16170	61	30	111-	202	69	15	129-	27	97	12
R	16170	63	30	111-	204	5	8	129-	27	97	25
R	16287	9	19	111-	340	27	24	129-	37	17	20
R	16287	11	27	111-	530	73	2	129-	77	19	10
R	16287	13	47	111-	531	73	3	129-	77	83	10
R	17820	37	33	113-	1	69	25	129-	101	69	17
T	24080	57	1	113-	1	87	13	129-	101	75	12
T	24081	57	2	113-	1	103	22	129-	101	103	11
T	24084	57	11	113-	3	37	20	129-	102	45	8
T	27067	41	7	113-	3	75	10	129-	102	45	22
T	27809	33	8	113-	5	33	8	129-	102	59	3
T	40189	77	10	113-	6	11	10	129-	102	69	14
T	41499	57	16	113-	6	15	3	129-	103	27	6
T	42253	57	8	113-	17	51	28	129-	103	27	26
T	42254	57	10	113-	102	27	9	129-	103	65	20
W	5063-S	9	21	113-	102	69	18	129-	105	27	30
				113-	103	25	7	129-	105	31	33
				113-	103	45	17	129-	105	33	22
				113-	103	69	11	129-	105	65	15
				113-	113	17	5	129-	105	73	5
				113-	118	47	4	129-	122	49	
				113-	118	79	10	129-	122	69	20
				113-	122	43	2	129-	127	31	19
				113-	203	27	18	129-	145	45	14
				113-	206	33	3	129-	327	31	21
				113-	206	77	26	129-	409	19	2
				113-	207	11	14	129-	504	23	22
				113-	207	39	3	129-	504	47	10
				113-	207	11	33	129-	513	91	11
				113-	207	17	12	129-	518	5	9
				113-	207	25	20	129-	531	49	15
				113-	207	27	3	129-	531	51	12
				113-	207	59	22	129-	900	19	1
				113-	209	41	3	129-	900	83	1
				113-	209	65	18	131-	165	27	30
				113-	221	59	12	131-	173	43	3
				113-	257	29	22	131-	176	45	18
				113-	274	53	14	131-	176	45	23
				113-	410	27	28	131-	176	59	4
				113-	412	27	28	131-	176	79	11
				113-	412	33	20	131-	178	17	14
				113-	417	31	6	131-	178	29	21
				113-	417	79	5	131-	178	33	4
				113-	424	29	3	131-	178	59	13
				113-	424	37	40	131-	178	59	24
				113-	424	73	3	131-	309	9	26
				113-	425	81	3	131-	309	11	37
				113-	433	29	4	131-	351	39	25
				114-	200	39	2	131-	351	41	25
				114-	200	41	2	131-	351	49	32
				121-	3	97	22	131-	356	31	24
				121-	106	29	13	131-	366	37	35
				126-	9	89	8	131-	629	69	5
				126-	16	31	27	131-	667	57	2

HARDWARE CODE NUMBERS

13-	410	95	27
13-	424	99	12
13-	416	95	32
13-	424	83	20
13-	436	93	35
13-	516	95	42
13-	528	95	15
13-	536	95	16
13-	540	53	14
13-	612	69	28
13-	620	101	3
13-	632	83	29
14-	612	95	33
15-	420	17	9
25-	104	7	1
25-	104	17	11
25-	118	97	36
25-	159	57	14
25-	1312	33	5
26-	524	29	11
41-	18	11	13
61-	510	5	3
61-	512	5	5
71-	410	23	9
74-	610	63	25
75-	48	77	19
75-	410	77	5
83-	55	53	20
92-	3	99	6
92-	4	7	2
92-	4	77	6
92-	4	77	18
92-	4	83	21

NUMERICAL INDEX

PART NO.	PAGE NO.	REF. NO.	PART NO.	PAGE NO.	REF. NO.	PART NO.	PAGE NO.	REF. NO.			
131-	702	97	8	187-	1251	47	13	195-	515	17	10
131-	1102	33	9	192-	17	19	9	195-	520	45	5
131-	1102	51	29	192-	17	61	15	195-	520	69	13
132-	5	77	4	192-	17	63	15	195-	521	17	7
132-	46	45	26	192-	17	83	9	195-	521	27	33
132-	48	17	9	192-	18	17	6	195-	521	47	9
132-	48	59	7	192-	18	17	21	195-	521	49	23
132-	49	33	4	192-	18	69	4	195-	521	51	22
132-	71	35	17	192-	18	69	23	195-	525	17	8
132-	91	79	6	192-	18	15	3	195-	525	17	13
132-	310	33	14	192-	18	63	28	195-	525	59	23
132-	310	59	17	192-	18	103	9	195-	533	35	16
132-	310	79	4	192-	19	11	18	195-	533	47	5
132-	320	45	4	192-	19	15	13	195-	536	31	8
132-	320	47	10	192-	19	17	13	195-	541	45	13
132-	320	49		192-	19	37	19	195-	541	59	6
132-	321	47	6	192-	19	69	26	195-	541	79	7
132-	338	59	19	192-	19	75	11	195-	549	35	13
136-	2	97	19	192-	19	87	12	195-	545	11	36
138-	59	79	19	192-	19	103	12	195-	2115	31	39
138-	77	33	18	192-	20	17	6	195-	2021	29	10
138-	92	33	5	192-	20	23	6	195-	2029	29	18
138-	319	37	14	192-	20	49		211-	5	95	9
138-	309	79	5	192-	20	61	3	211-	7	49	11
138-	2005	35	9	192-	20	69	12	211-	7	51	19
141-	4	33	13	192-	21	11	15	211-	9	49	30
162-	13	103	8	192-	21	11	32	211-	9	51	9
164-	40	25	4	192-	21	25	21	211-	11	77	11
164-	51	25	24	192-	21	27	4	211-	14	89	3
166-	86	39	23	192-	21	27	19	213-	4	33	12
166-	86	41	23	192-	21	27	25	214-	8	39	20
169-	61	85	17	192-	21	39	4	214-	8	41	20
169-	74	97	20	192-	21	41	4	214-	251	23	4
169-	95	17	35	192-	21	65	19	214-	251	83	13
169-	97	85	1	192-	21	69	29	214-	251	87	18
169-	108	77	21	192-	21	77	27	214-	251	103	4
169-	114	49	14	192-	23	27	29	214-	260	43	28
169-	114	51	13	192-	23	29	5	214-	262	43	27
169-	131	69	24	192-	23	31	7	218-	443	43	26
171-	247	39	24	192-	23	33	21	218-	455	43	10
171-	247	41	24	192-	23	37	41	218-	494	75	2
171-	247	49	31	192-	23	65	16	218-	533	43	9
173-	73	65		192-	23	73	4	218-	596	39	15
173-	210	69	3	192-	23	79	6	218-	596	41	15
173-	215	23	21	192-	25	31	20	218-	927	75	3
173-	215	47	9	192-	26	63	35	218-	1254	43	25
173-	221	11	21	192-	45	5	6	218-	1255	43	31
173-	224	69	8	192-	116	61	35	218-	5007	49	20
173-	237	63	27	193-	4	65	8	218-	5008	41	29
174-	222	19	7	193-	5	69	9	218-	5056	59	21
174-	222	83	7	193-	26	11	22	218-	5065	39	13
175-	436	15	10	193-	56	25	23	218-	5065	41	13
177-	94	19	7	193-	60	23	10	218-	5066	39	8
177-	97	95	14	193-	70	69	19	218-	5066	43	4
178-	858	53	20	193-	76	25	5	218-	5107	41	8
178-	860	31	30	193-	524	49	26	218-	5117	75	8
182-	525	15	2	193-	524	51	26	218-	5243	43	15
187-	130	69	32	195-	14	97	18	218-	5291	81	5
187-	408	69	7	195-	102	45	20	218-	5351	43	6
187-	484	15	6	195-	102	49		218-	5353	39	29
187-	485	69	4	195-	104	27	5	218-	5353	41	31
187-	1036	27	22	195-	510	51	25	219-	17	27	12
187-	1036	43	14	195-	512	19	2	219-	17	31	13
187-	1046	27	11	195-	512	19	8	219-	20	35	3
187-	1047	69	6	195-	512	83	2	219-	405	79	2
187-	1080	27	16	195-	513	15	4	221-	4	37	7
				195-	515	15	8	221-	11	103	18

NUMERICAL INDEX

PART NO.	PAGE NO.	REF. NO.	PART NO.	PAGE NO.	REF. NO.	PART NO.	PAGE NO.	REF. NO.
221-	13	95	21					
221-	14	95	22					
221-	841	49	22					
221-	842	77	7					
221-	843	51	7					
221-	1139	81	1					
221-	1375	81	2					
223-	20	65	5					
223-	20	67	7					
321-	1571	71	4					
321-	1788	71	12					
321-	2111	71	10					
321-	2139	71	5					
321-	2140	71	3					
321-	2141	71	2					
321-	2142	71	13					
321-	2143	71	14					
321-	2144	71	1					
321-	2147	71	9					
321-	2171	71	8					
321-	2338	71	11					
353-	407	65						

casecoltingersoll.com

casecoltingersoll.com